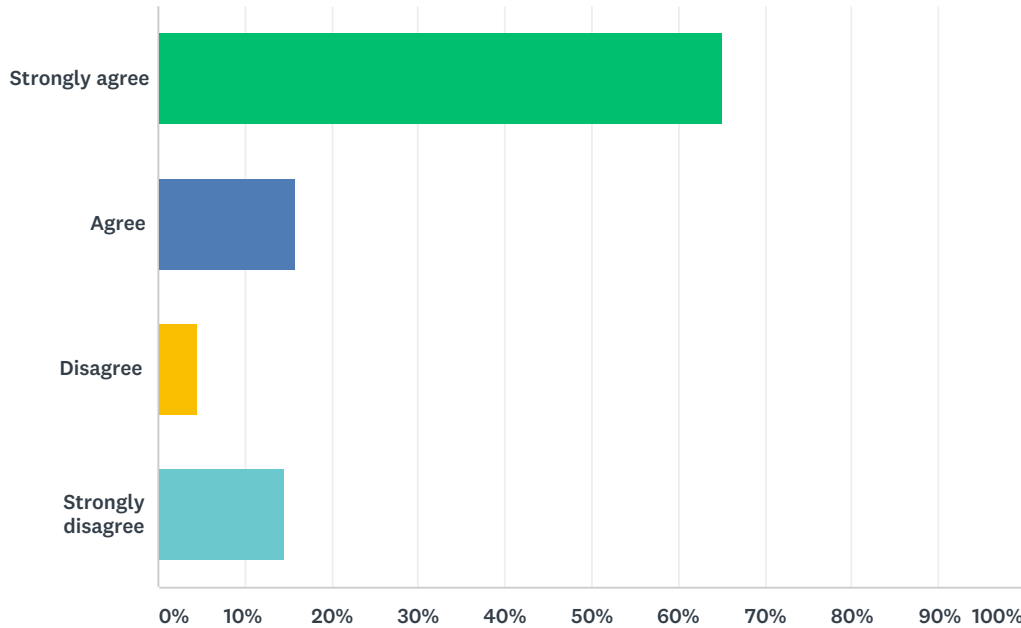


**Q1 The special joint committee recommended that "individuals with a grievous and irremediable medical condition that causes enduring suffering be able to have assistance to die".Do you agree with this recommendation?**

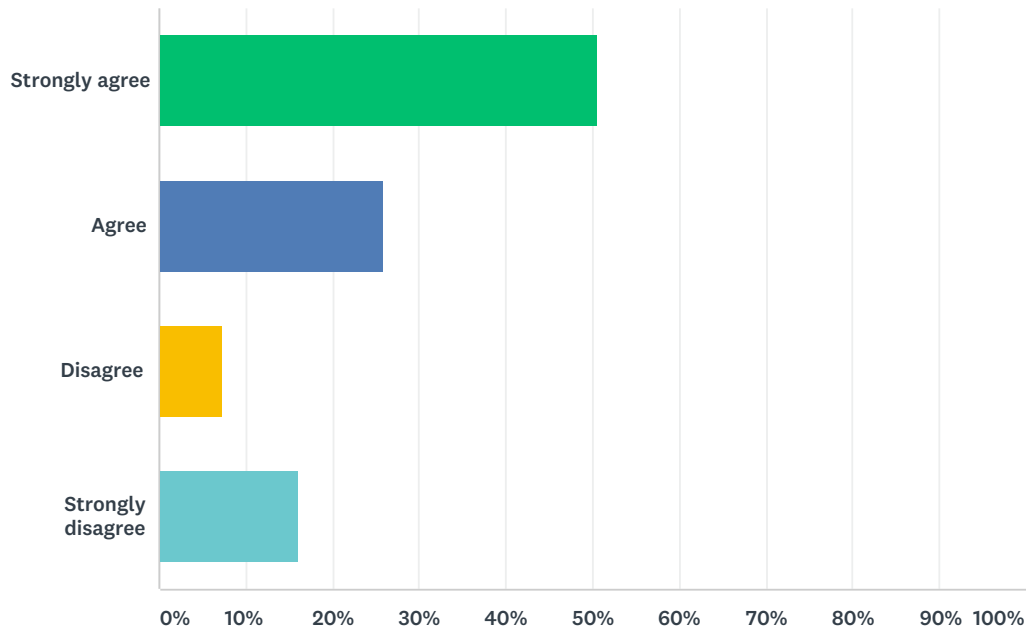
Answered: 6,184 Skipped: 59



ANSWER CHOICES	RESPONSES	
Strongly agree	65.01%	4,020
Agree	15.82%	978
Disagree	4.56%	282
Strongly disagree	14.62%	904
TOTAL		6,184

Q2 Do you agree or disagree with the committee's recommendation that "physicians, nurse practitioners and registered nurses working under the direction of a physician all be allowed to provide medical assistance to die"?

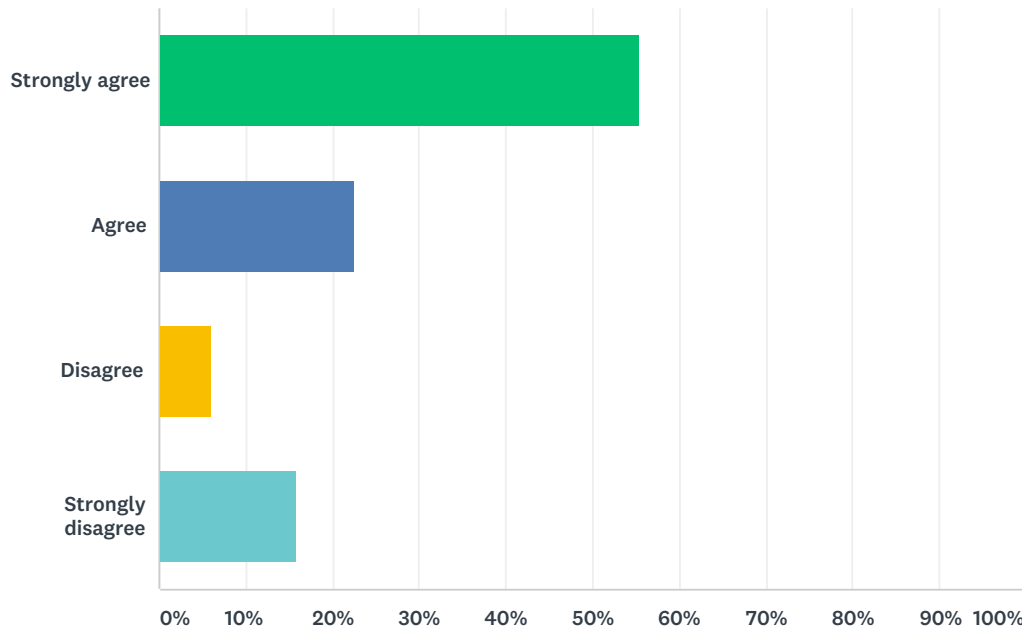
Answered: 6,182 Skipped: 61



ANSWER CHOICES	RESPONSES	
Strongly agree	50.68%	3,133
Agree	25.95%	1,604
Disagree	7.30%	451
Strongly disagree	16.08%	994
TOTAL		6,182

**Q3 Do you agree or disagree with the committee's recommendation that medical assistance to die be provided in all publicly funded healthcare institutions. (Publicly funded institutions would include hospitals, hospices and long-term care homes.)**

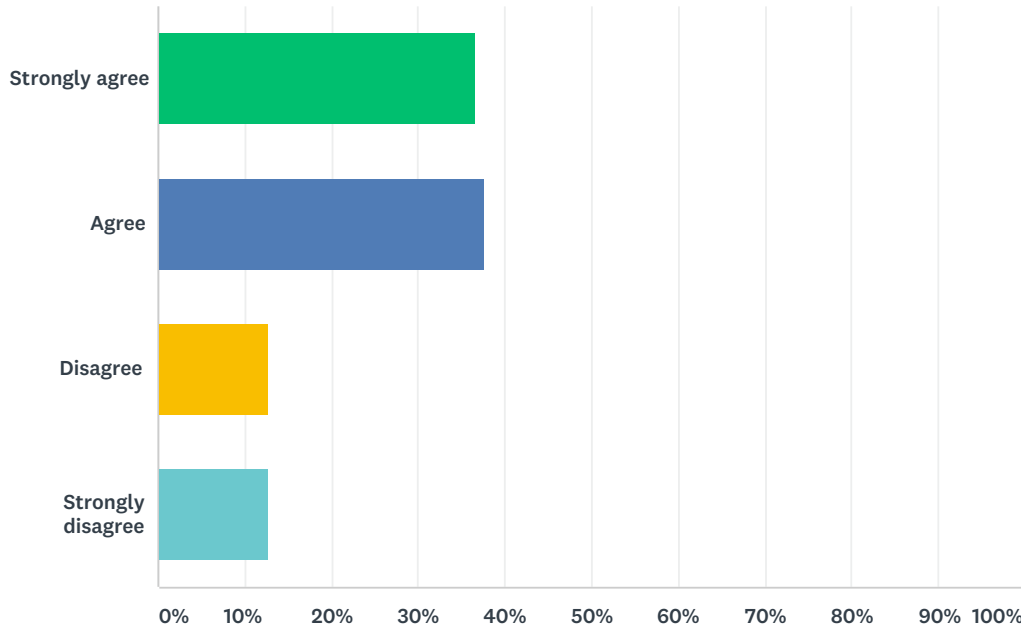
Answered: 6,187 Skipped: 56



ANSWER CHOICES	RESPONSES	
Strongly agree	55.54%	3,436
Agree	22.50%	1,392
Disagree	6.01%	372
Strongly disagree	15.95%	987
TOTAL		6,187

# Q4 Do you agree or disagree with the committee's recommendation that a request for medical assistance in dying can only be carried out if two independent physicians have determined that the patient meets all the eligibility criteria?

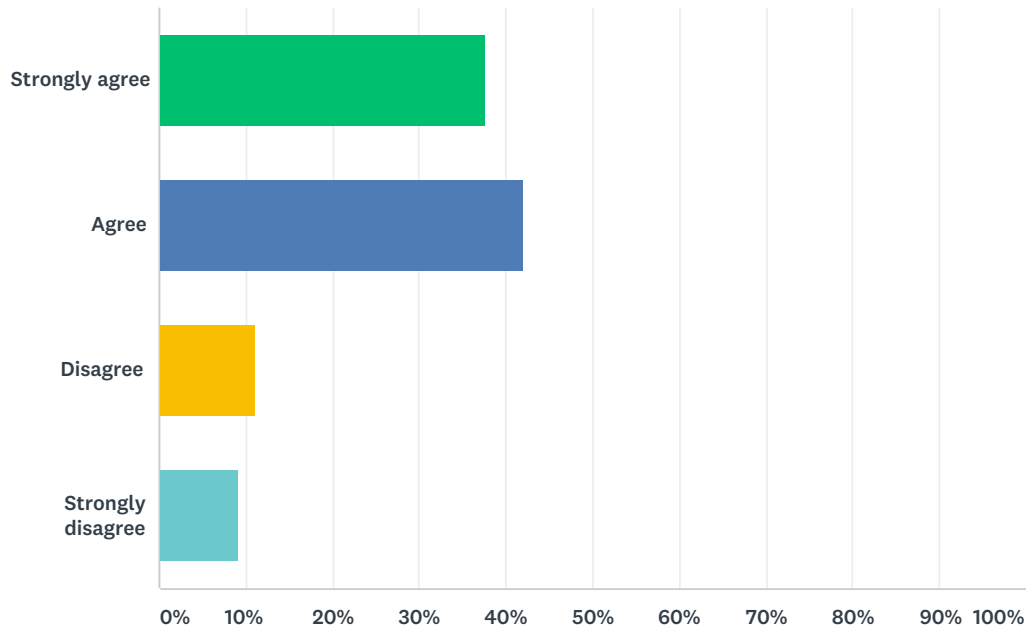
Answered: 6,071 Skipped: 172



ANSWER CHOICES	RESPONSES	
Strongly agree	36.63%	2,224
Agree	37.74%	2,291
Disagree	12.78%	776
Strongly disagree	12.85%	780
TOTAL		6,071

# Q5 Do you agree or disagree with the committee's recommendation that where possible, the request should be made in writing and witnessed by two people who have no conflict of interest?

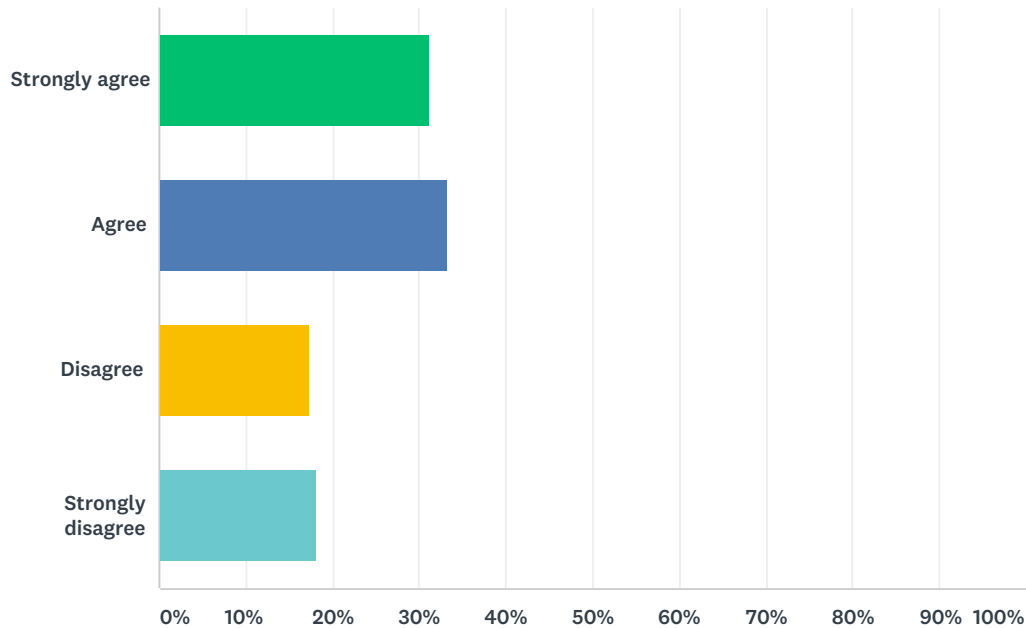
Answered: 6,065 Skipped: 178



ANSWER CHOICES	RESPONSES	
Strongly agree	37.64%	2,283
Agree	42.11%	2,554
Disagree	11.11%	674
Strongly disagree	9.13%	554
TOTAL		6,065

## Q6 Do you Agree or Disagree with the committee's recommendation that medical assistance to die should not include a prior review and approval process?

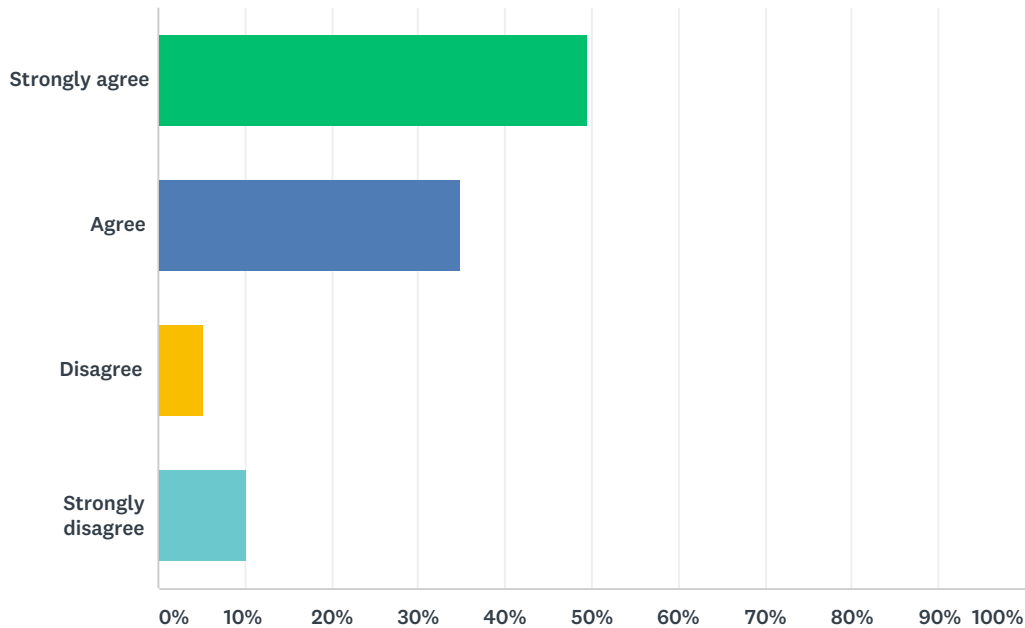
Answered: 5,996 Skipped: 247



ANSWER CHOICES	RESPONSES	
Strongly agree	31.10%	1,865
Agree	33.31%	1,997
Disagree	17.31%	1,038
Strongly disagree	18.28%	1,096
TOTAL		5,996

# Q7 Do you agree or disagree with the committee's recommendation that any period of reflection contained in legislation be flexible and take into account the nature of the patient's medical condition?

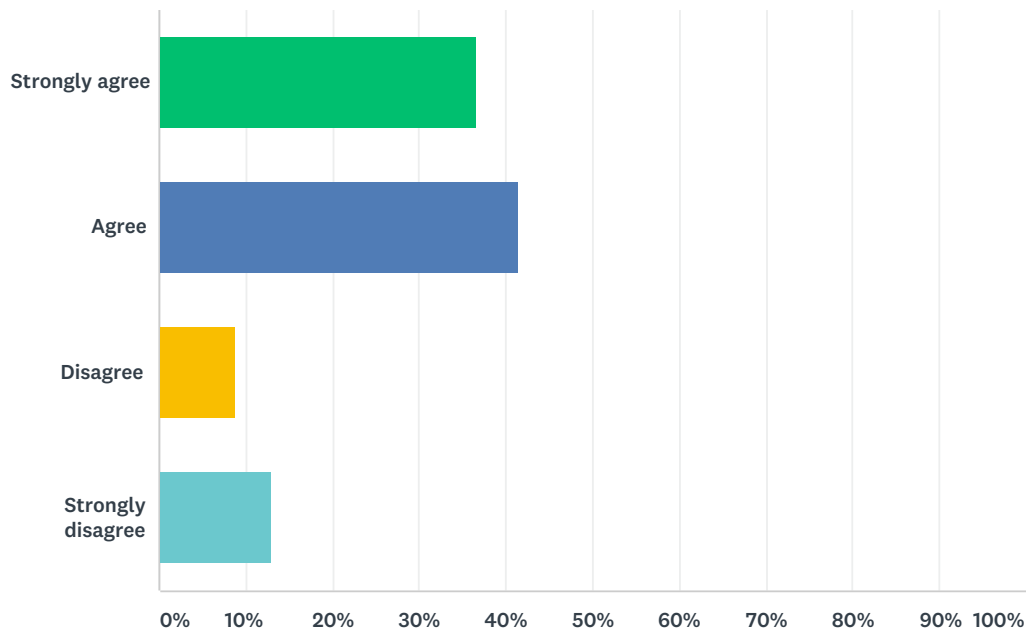
Answered: 6,047 Skipped: 196



ANSWER CHOICES	RESPONSES	
Strongly agree	49.63%	3,001
Agree	34.93%	2,112
Disagree	5.24%	317
Strongly disagree	10.20%	617
TOTAL		6,047

**Q8 Do you agree or disagree with the committee's recommendation that informed consent be determined by established medical practices? (Thus a psychiatric evaluation would be required only when one or both of the physicians assessing the patients eligibility believed a psychiatric assessment to be necessary).**

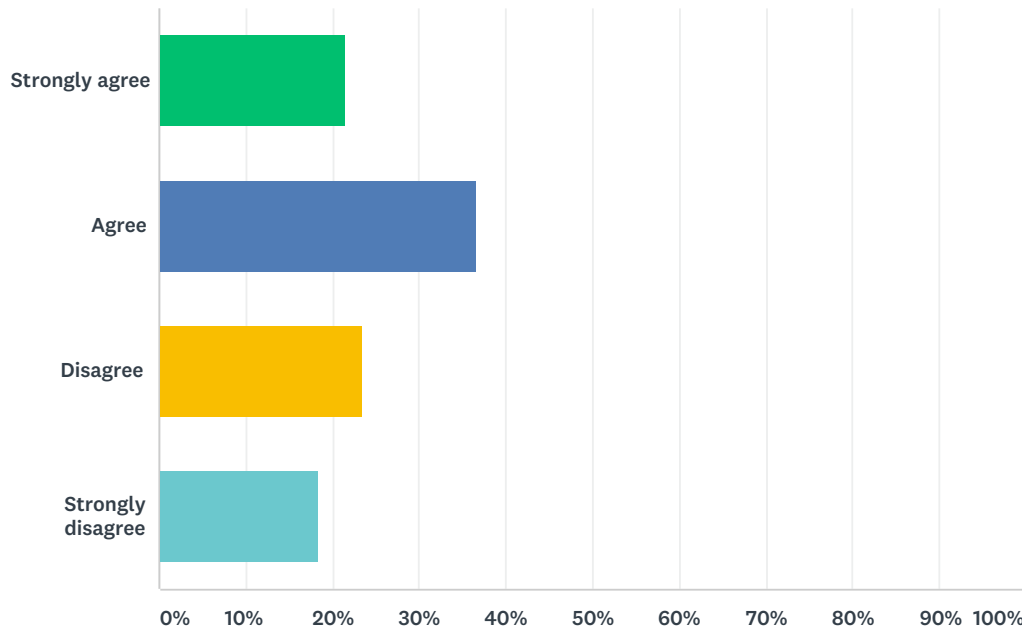
Answered: 6,033 Skipped: 210



ANSWER CHOICES	RESPONSES	
Strongly agree	36.71%	2,215
Agree	41.52%	2,505
Disagree	8.74%	527
Strongly disagree	13.03%	786
TOTAL		6,033

**Q9 Do you agree or disagree with the committee's recommendation that Individuals whose suffering comes from a psychological rather than a physical illness should be eligible to receive medical assistance to die provided all other criteria are met?**

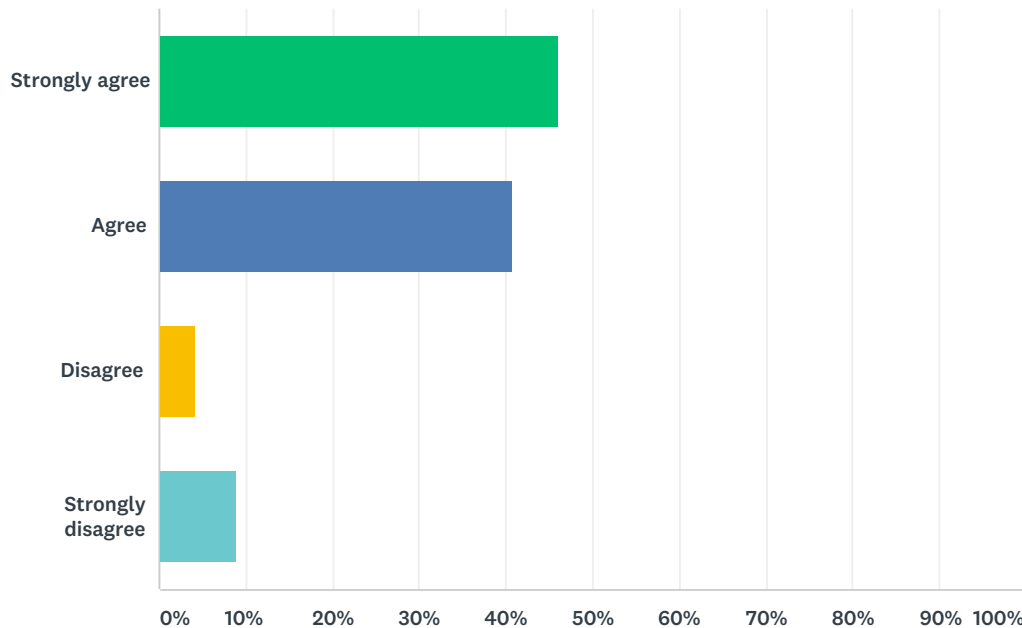
Answered: 6,036 Skipped: 207



ANSWER CHOICES	RESPONSES	
Strongly agree	21.60%	1,304
Agree	36.68%	2,214
Disagree	23.41%	1,413
Strongly disagree	18.31%	1,105
TOTAL		6,036

**Q10 Do you agree or disagree with the committee's recommendation that the process for providing medical assistance in dying must respect a health practitioner's freedom of conscience; while at the same time respecting the needs of a patient who seeks medical assistance in dying? (At a minimum, the committee recommended that the objecting practitioner must provide an effective referral for the patient).**

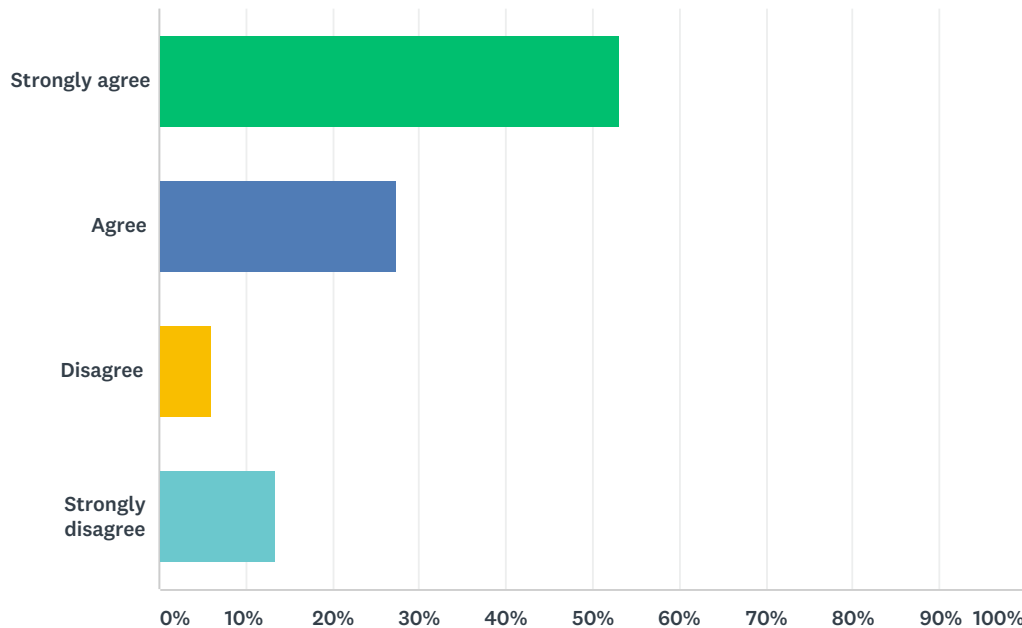
Answered: 6,054 Skipped: 189



ANSWER CHOICES	RESPONSES	
Strongly agree	46.02%	2,786
Agree	40.80%	2,470
Disagree	4.21%	255
Strongly disagree	8.97%	543
TOTAL		6,054

**Q11 Do you agree or disagree with the committee's recommendation that an individual who has been diagnosed with a grievous and irremediable medical condition may make an advance request for medical assistance in dying? (For example an individual who is diagnosed with dementia may request an assisted death for a future time when they are no longer competent).**

Answered: 6,109 Skipped: 134



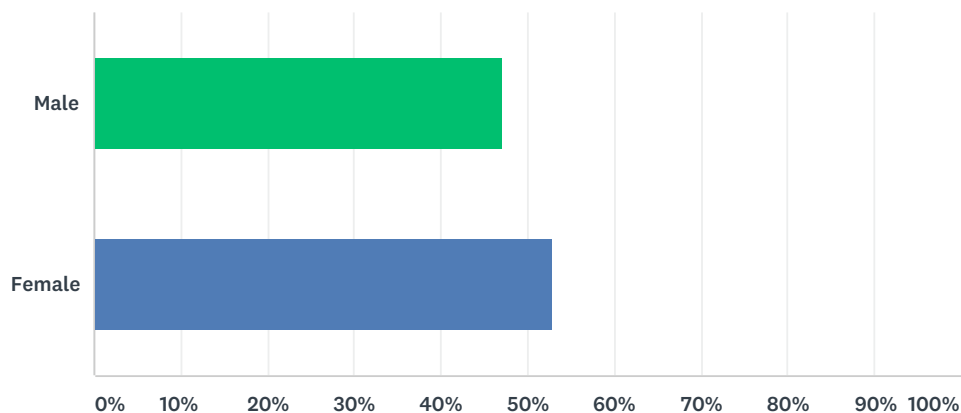
ANSWER CHOICES	RESPONSES	
Strongly agree	53.18%	3,249
Agree	27.35%	1,671
Disagree	6.07%	371
Strongly disagree	13.39%	818
TOTAL		6,109

## Q12 Additional comments.

Answered: 1,740   Skipped: 4,503

## Q13 What is your gender?

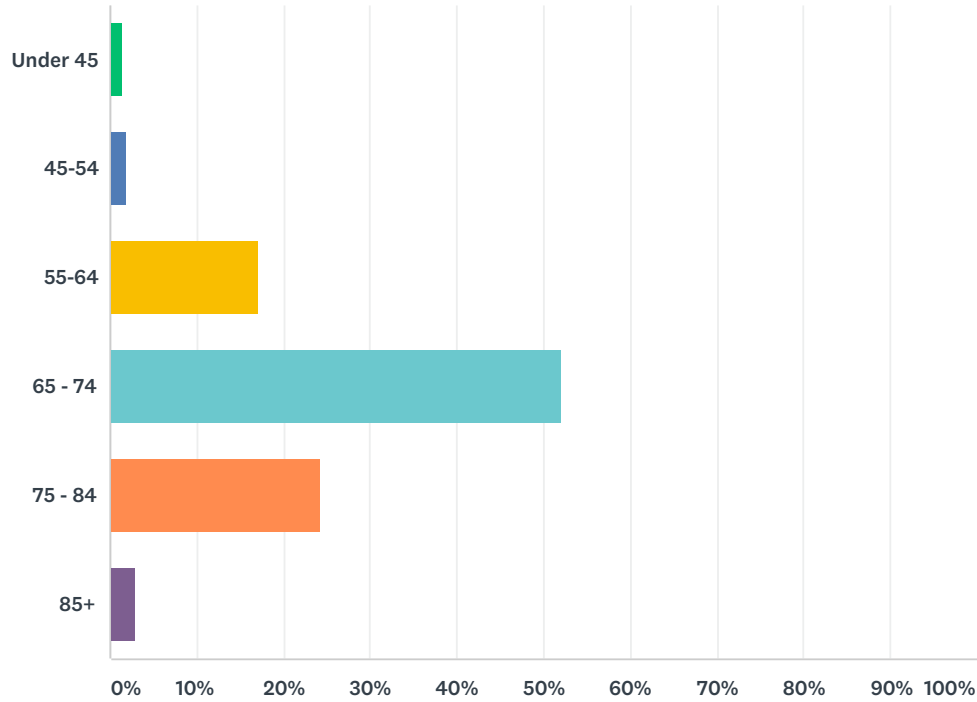
Answered: 6,137 Skipped: 106



ANSWER CHOICES		RESPONSES	
Male		47.14%	2,893
Female		52.86%	3,244
TOTAL			6,137

## Q14 What is your age range?

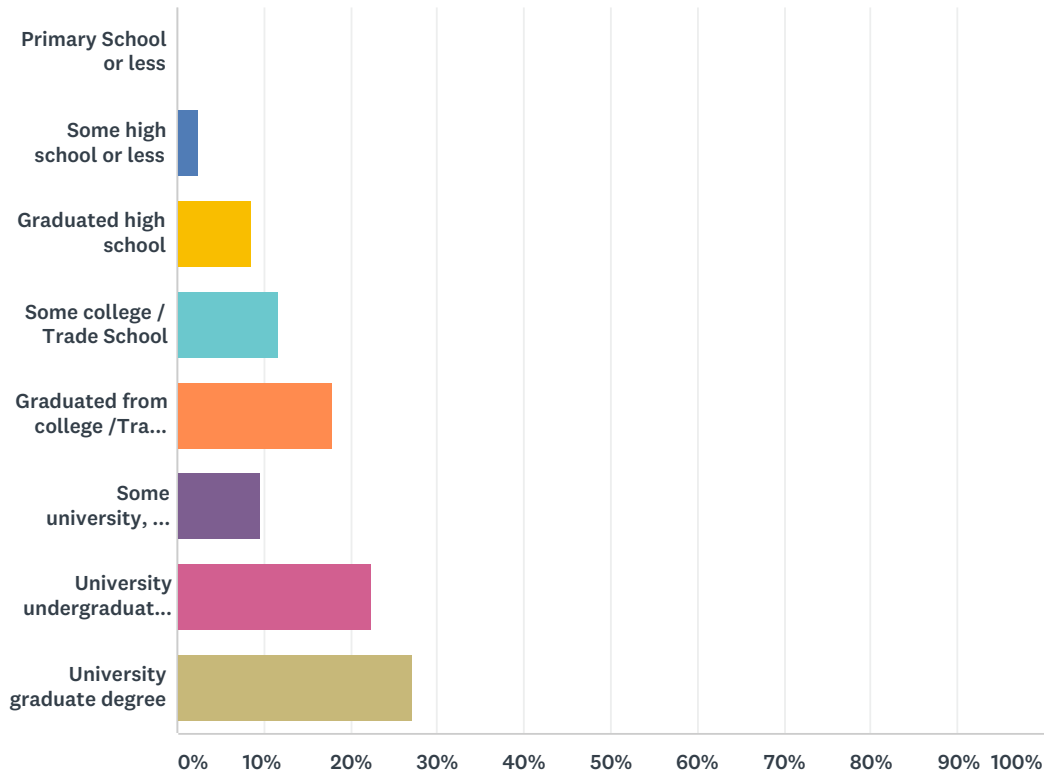
Answered: 6,174 Skipped: 69



ANSWER CHOICES	RESPONSES	
Under 45	1.54%	95
45-54	1.93%	119
55-64	17.15%	1,059
65 - 74	52.02%	3,212
75 - 84	24.36%	1,504
85+	3.00%	185
TOTAL		6,174

## Q15 What is your level of education?

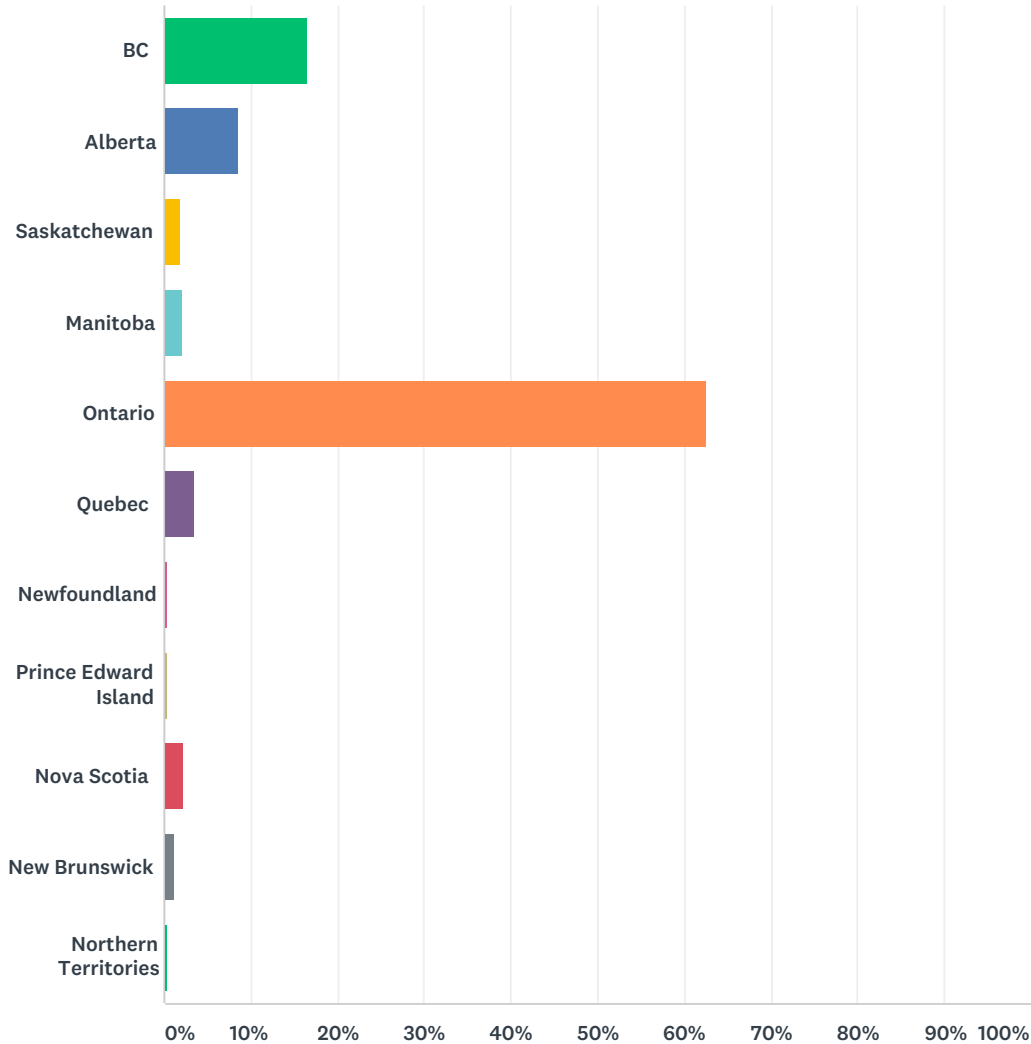
Answered: 6,169 Skipped: 74



ANSWER CHOICES	RESPONSES	
Primary School or less	0.00%	0
Some high school or less	2.48%	153
Graduated high school	8.64%	533
Some college / Trade School	11.67%	720
Graduated from college /Trade School	17.94%	1,107
Some university, but did not finish	9.58%	591
University undergraduate degree	22.43%	1,384
University graduate degree	27.25%	1,681
TOTAL		6,169

## Q16 Where do you live?

Answered: 6,165 Skipped: 78



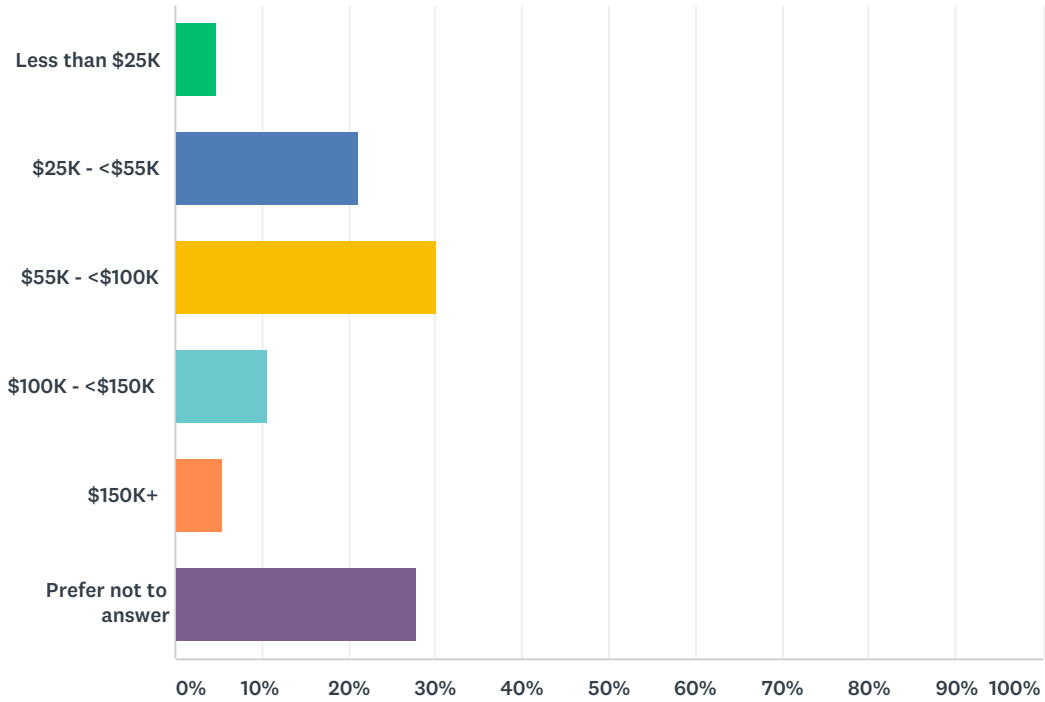
ANSWER CHOICES	RESPONSES	
BC	16.46%	1,015
Alberta	8.63%	532
Saskatchewan	1.95%	120
Manitoba	2.09%	129
Ontario	62.51%	3,854
Quebec	3.50%	216
Newfoundland	0.52%	32
Prince Edward Island	0.41%	25
Nova Scotia	2.35%	145
New Brunswick	1.23%	76

## 2016-03-01 CARP Assisted Dying Survey

Northern Territories	0.34%	21
TOTAL		6,165

## Q17 What is your annual income?

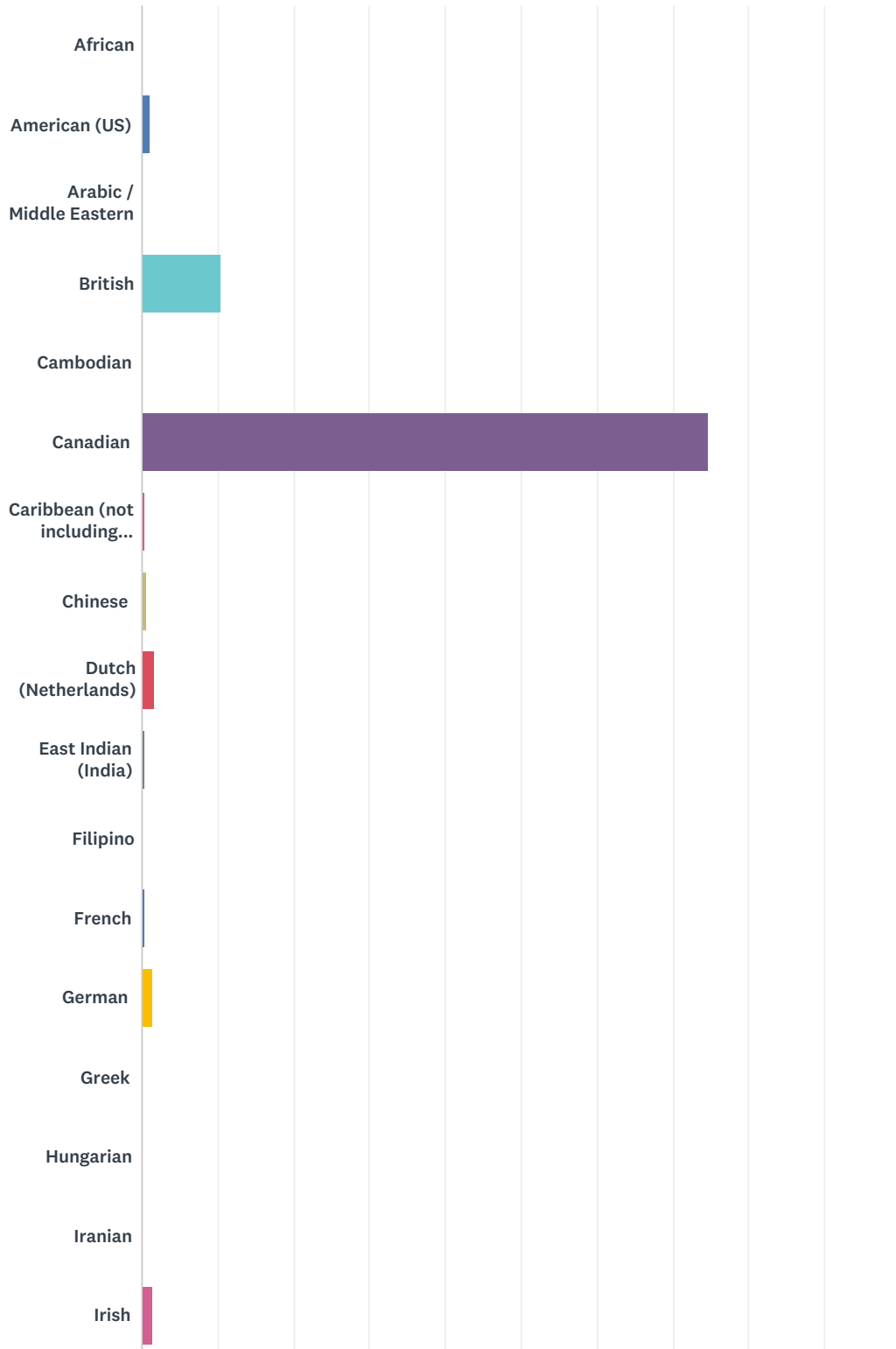
Answered: 6,116 Skipped: 127



ANSWER CHOICES	RESPONSES	
Less than \$25K	4.71%	288
\$25K - <\$55K	21.22%	1,298
\$55K - <\$100K	30.04%	1,837
\$100K - <\$150K	10.74%	657
\$150K+	5.44%	333
Prefer not to answer	27.84%	1,703
TOTAL		6,116

**Q18 Sometimes people identify themselves with a specific ethnicity or cultural background which is different from their citizenship or nationality. Thinking about your own identity in ethnic or cultural terms, please select which group you most identify yourself with?**

Answered: 5,210 Skipped: 1,033



## 2016-03-01 CARP Assisted Dying Survey



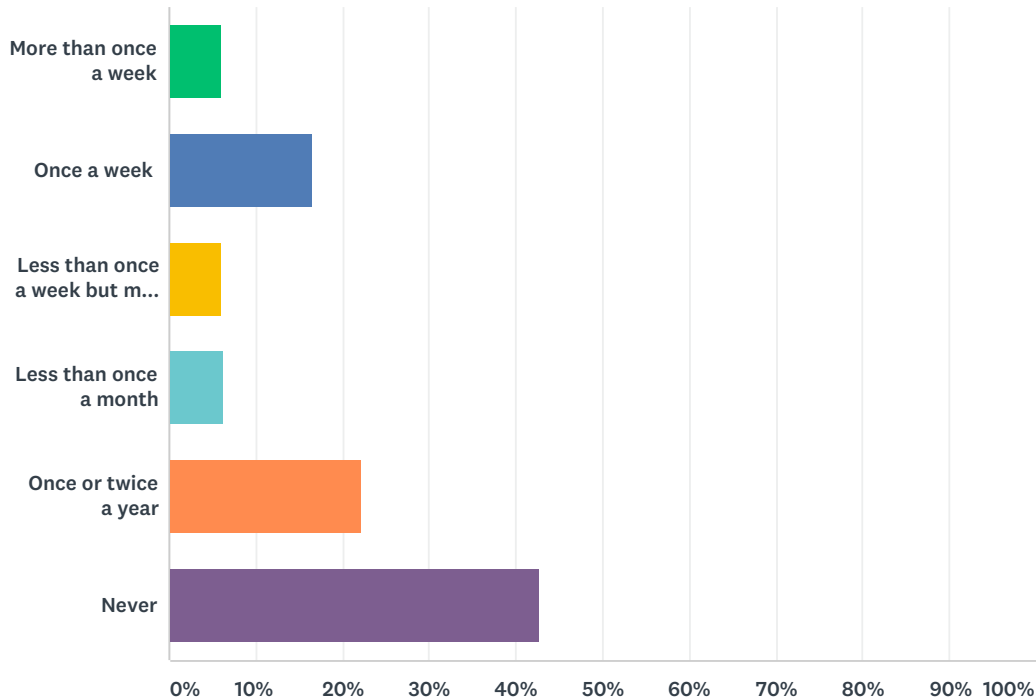
ANSWER CHOICES	RESPONSES	
African	0.15%	8
American (US)	1.00%	52

# 2016-03-01 CARP Assisted Dying Survey

Arabic / Middle Eastern	0.08%	4
British	10.50%	547
Cambodian	0.06%	3
Canadian	74.63%	3,888
Caribbean (not including Jamaican)	0.48%	25
Chinese	0.54%	28
Dutch (Netherlands)	1.61%	84
East Indian (India)	0.40%	21
Filipino	0.12%	6
French	0.50%	26
German	1.44%	75
Greek	0.04%	2
Hungarian	0.23%	12
Iranian	0.04%	2
Irish	1.52%	79
Italian	0.63%	33
Jamaican / Caribbean	0.15%	8
Japanese	0.02%	1
Korean	0.04%	2
Latin American (other than Mexican)	0.06%	3
Mexican	0.02%	1
Pakistani	0.04%	2
Polish	0.44%	23
Portuguese	0.13%	7
Russian	0.13%	7
Spanish	0.04%	2
Ukrainian	0.52%	27
Vietnamese	0.00%	0
Other Central / Eastern European (Romanian, Slovak, etc.)	0.44%	23
Other Western European (Belgium, Norway, etc.)	0.71%	37
Other South Asian / South East Asian (Bangladeshi, Indonesian, etc.)	0.06%	3
Other	1.07%	56
Prefer not to say	2.17%	113
TOTAL		5,210

## Q19 How often do you attend church, temple, mosque, synagogue services at your place of worship?

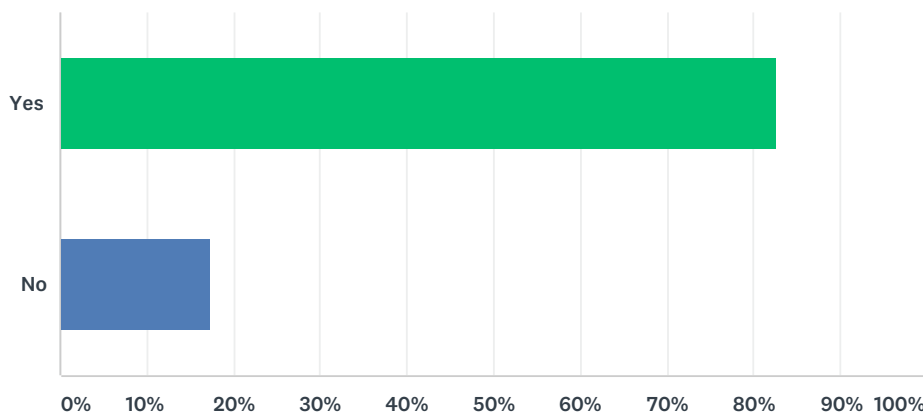
Answered: 6,059 Skipped: 184



ANSWER CHOICES	RESPONSES	
More than once a week	6.16%	373
Once a week	16.60%	1,006
Less than once a week but more than once a month	6.11%	370
Less than once a month	6.19%	375
Once or twice a year	22.23%	1,347
Never	42.71%	2,588
TOTAL		6,059

## Q20 Do you have children?

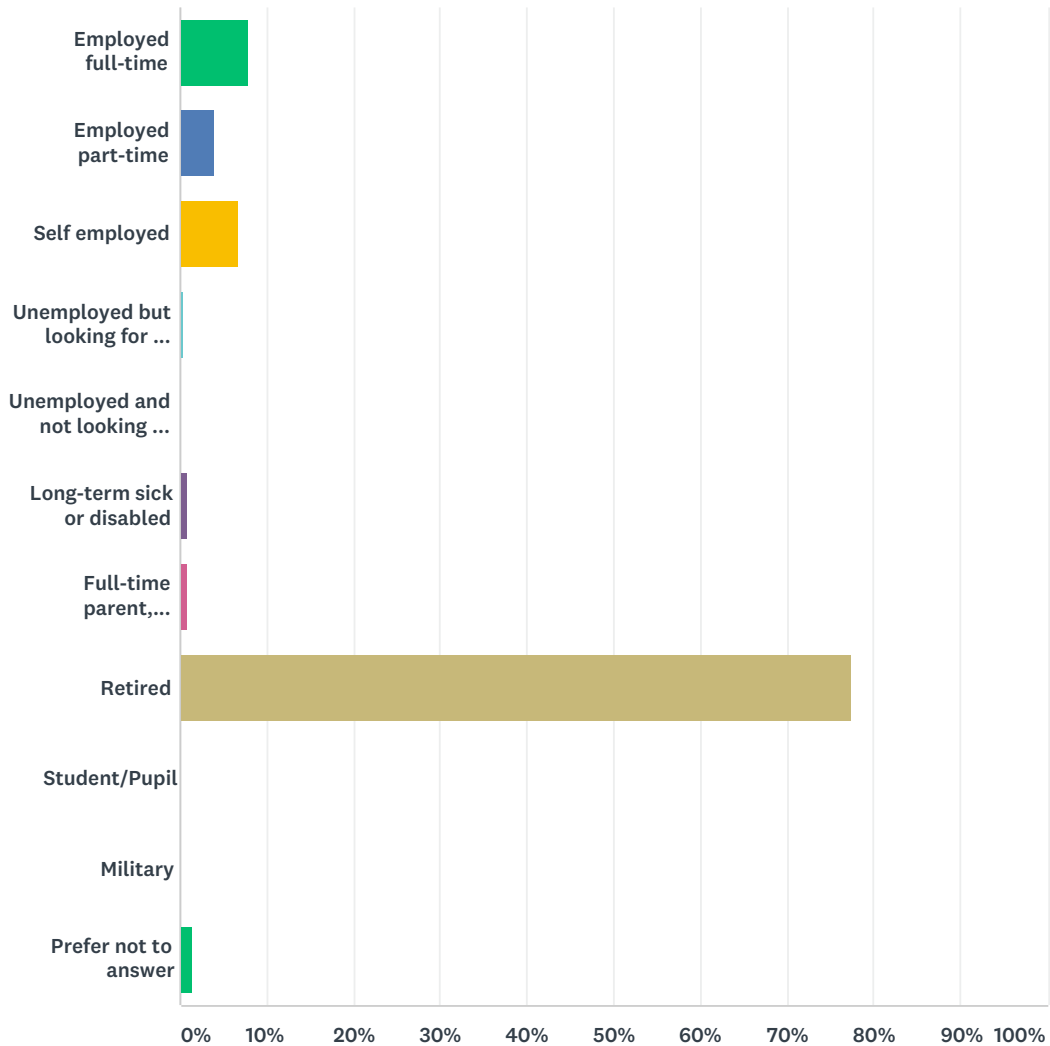
Answered: 6,123 Skipped: 120



ANSWER CHOICES	RESPONSES	
Yes	82.54%	5,054
No	17.46%	1,069
TOTAL		6,123

## Q21 What is your employment status?

Answered: 6,162 Skipped: 81



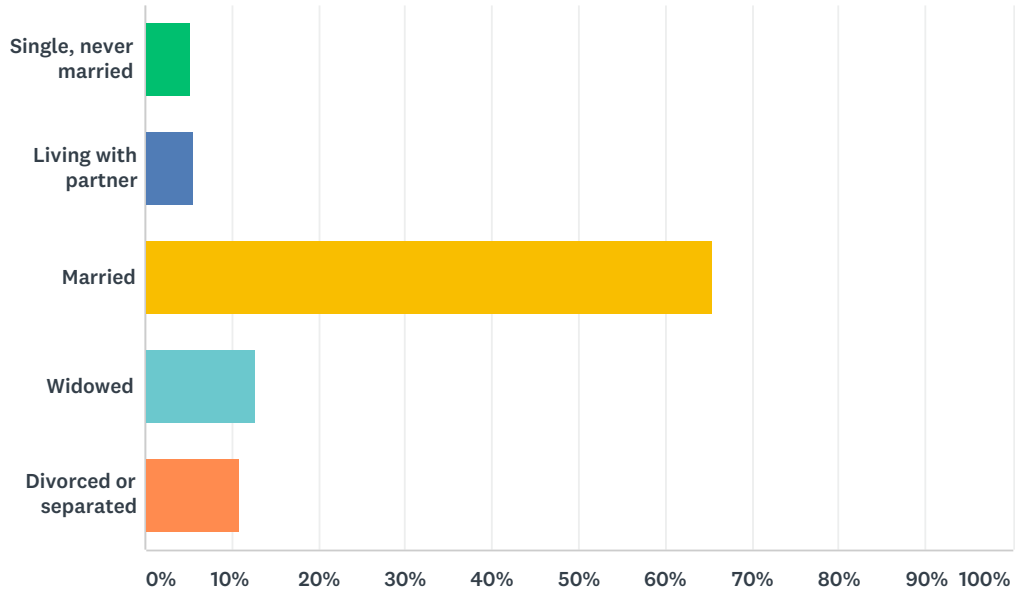
ANSWER CHOICES	RESPONSES	
Employed full-time	8.05%	496
Employed part-time	4.01%	247
Self employed	6.67%	411
Unemployed but looking for a job	0.42%	26
Unemployed and not looking for a job	0.18%	11
Long-term sick or disabled	0.84%	52
Full-time parent, homemaker or caregiver	0.76%	47
Retired	77.31%	4,764
Student/Pupil	0.18%	11
Military	0.18%	11

## 2016-03-01 CARP Assisted Dying Survey

Prefer not to answer	1.40%	86
TOTAL		6,162

## Q22 What is your marital status

Answered: 6,149 Skipped: 94



ANSWER CHOICES	RESPONSES	
Single, never married	5.27%	324
Living with partner	5.59%	344
Married	65.54%	4,030
Widowed	12.82%	788
Divorced or separated	10.78%	663
TOTAL		6,149