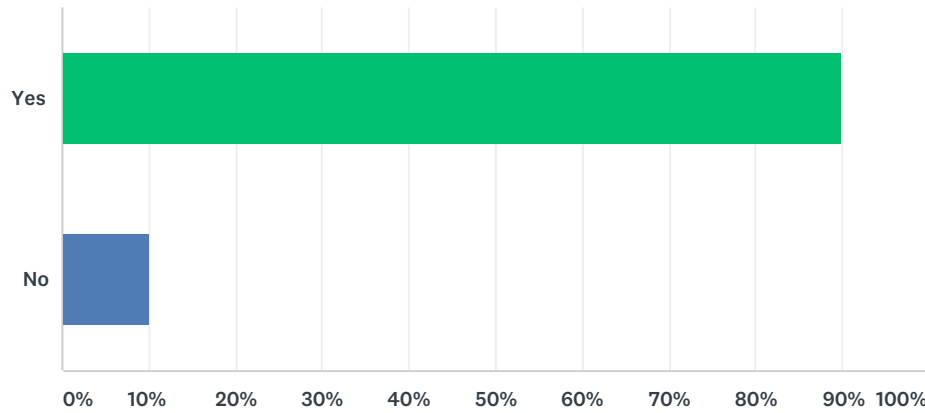


Q1 Are you currently taking any prescription medication?

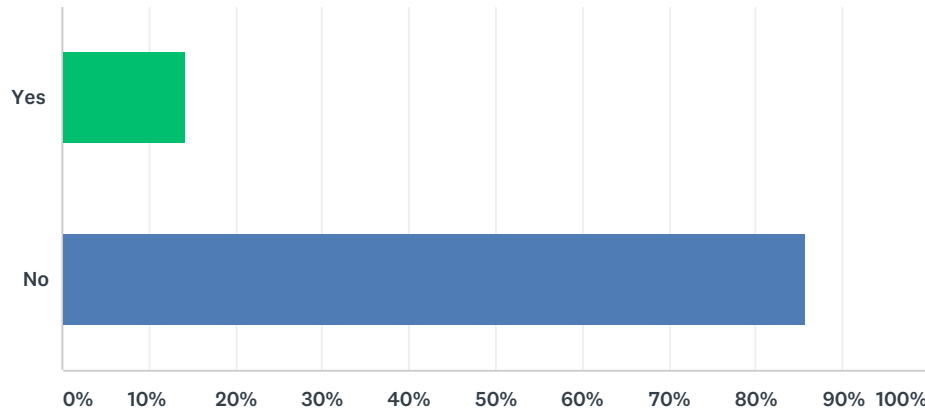
Answered: 5,190 Skipped: 33



ANSWER CHOICES	RESPONSES	
Yes	89.92%	4,667
No	10.08%	523
TOTAL		5,190

Q2 Have you ever wanted to take a medication that hasn't been approved for sale in your province?

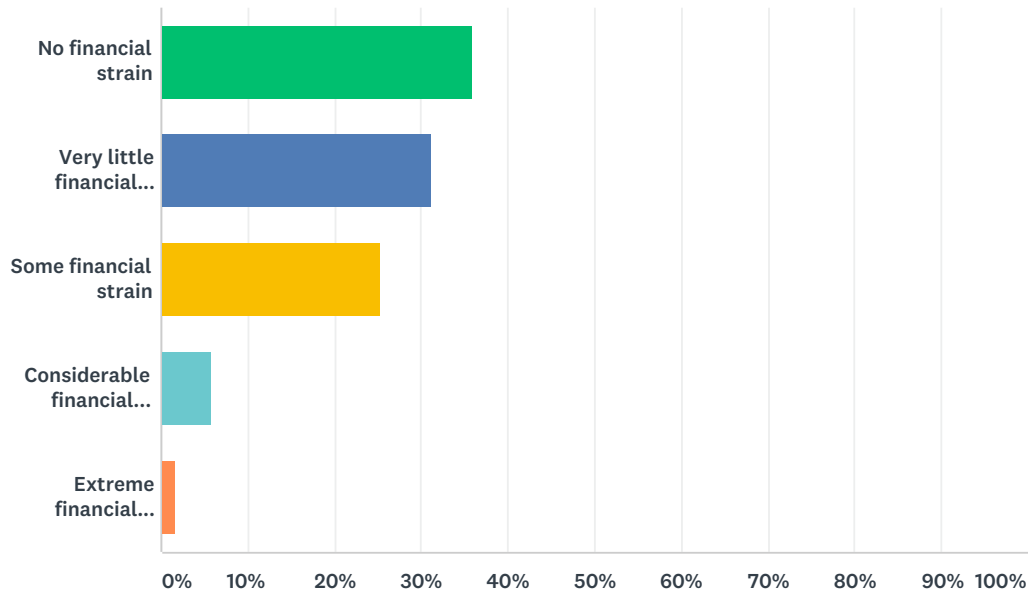
Answered: 5,189 Skipped: 34



ANSWER CHOICES		RESPONSES	
Yes		14.28%	741
No		85.72%	4,448
TOTAL			5,189

Q3 Taking into consideration any insurance coverage you may have, how much financial strain do you experience from purchasing any medication you are currently prescribed?

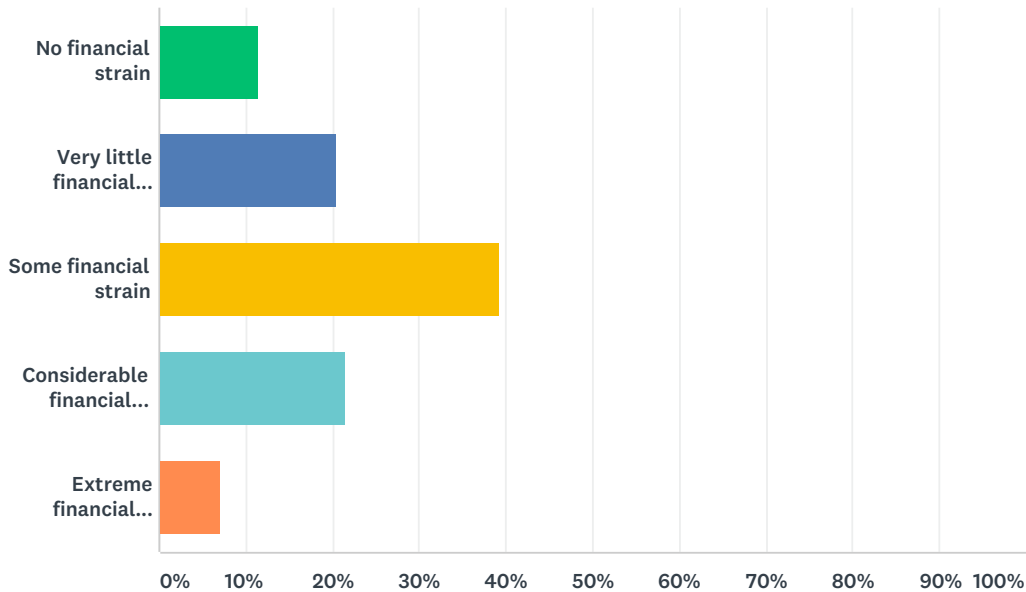
Answered: 5,168 Skipped: 55



ANSWER CHOICES	RESPONSES	
No financial strain	35.89%	1,855
Very little financial strain	31.10%	1,607
Some financial strain	25.31%	1,308
Considerable financial strain	5.96%	308
Extreme financial strain	1.74%	90
TOTAL		5,168

Q4 Taking into consideration any insurance coverage you may have, how much financial strain would it cause you if you developed a health condition that required medication costing \$100/month?

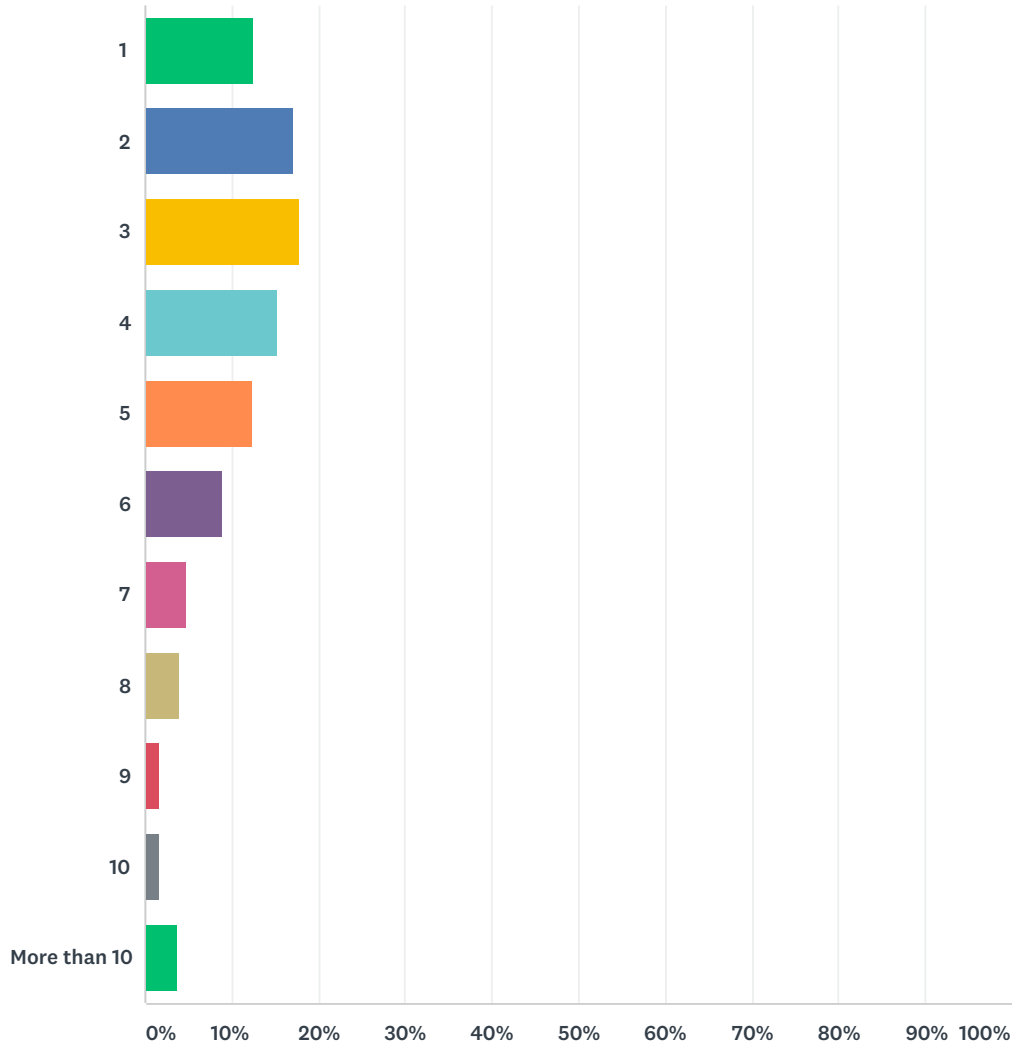
Answered: 5,183 Skipped: 40



ANSWER CHOICES	RESPONSES	
No financial strain	11.40%	591
Very little financial strain	20.61%	1,068
Some financial strain	39.30%	2,037
Considerable financial strain	21.57%	1,118
Extreme financial strain	7.12%	369
TOTAL		5,183

Q5 How many different prescription medications are you currently taking?

Answered: 4,489 Skipped: 734



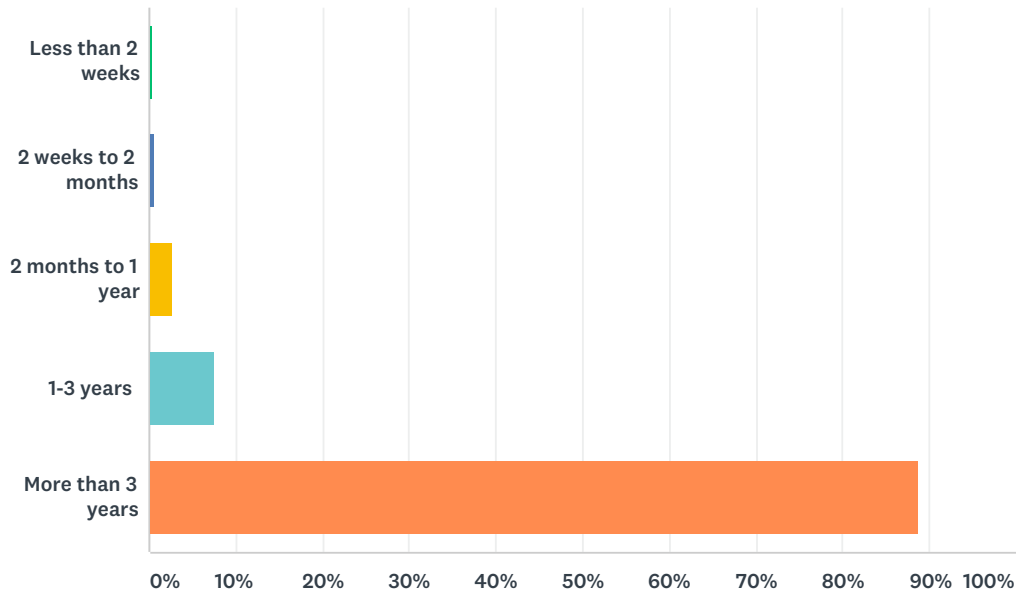
ANSWER CHOICES	RESPONSES	
1	12.63%	567
2	17.20%	772
3	17.82%	800
4	15.35%	689
5	12.34%	554
6	9.00%	404
7	4.86%	218
8	3.90%	175
9	1.58%	71
10	1.60%	72

July CARP Survey - Prescription Drugs

More than 10	3.72%	167
TOTAL		4,489

Q6 Of the medications you are currently taking please think about the medication that you have been taking longest. How long have you been taking that medication?

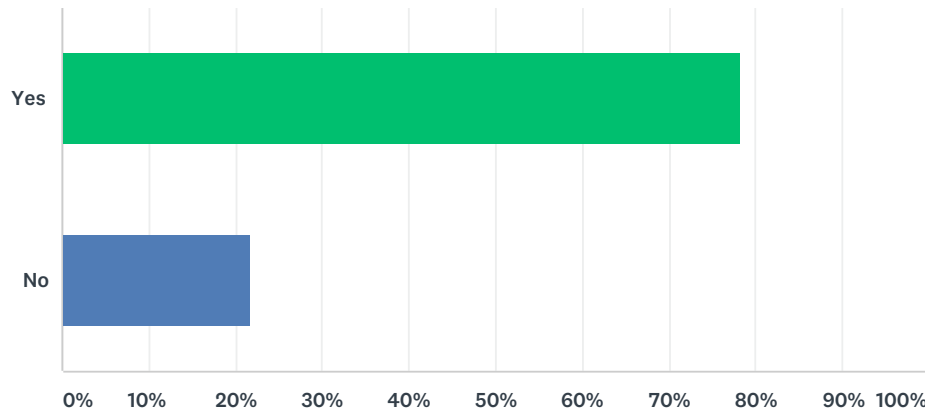
Answered: 4,617 Skipped: 606



ANSWER CHOICES	RESPONSES	
Less than 2 weeks	0.39%	18
2 weeks to 2 months	0.56%	26
2 months to 1 year	2.69%	124
1-3 years	7.56%	349
More than 3 years	88.80%	4,100
TOTAL		4,617

Q7 Do you currently have some type of insurance that helps you cover the cost of pharmaceutical drugs? This could include coverage under insurance from yours or a spouse's current or former employer, insurance provided by the provincial government, a private insurance plan (such as CARP insurance) or any other type of insurance.

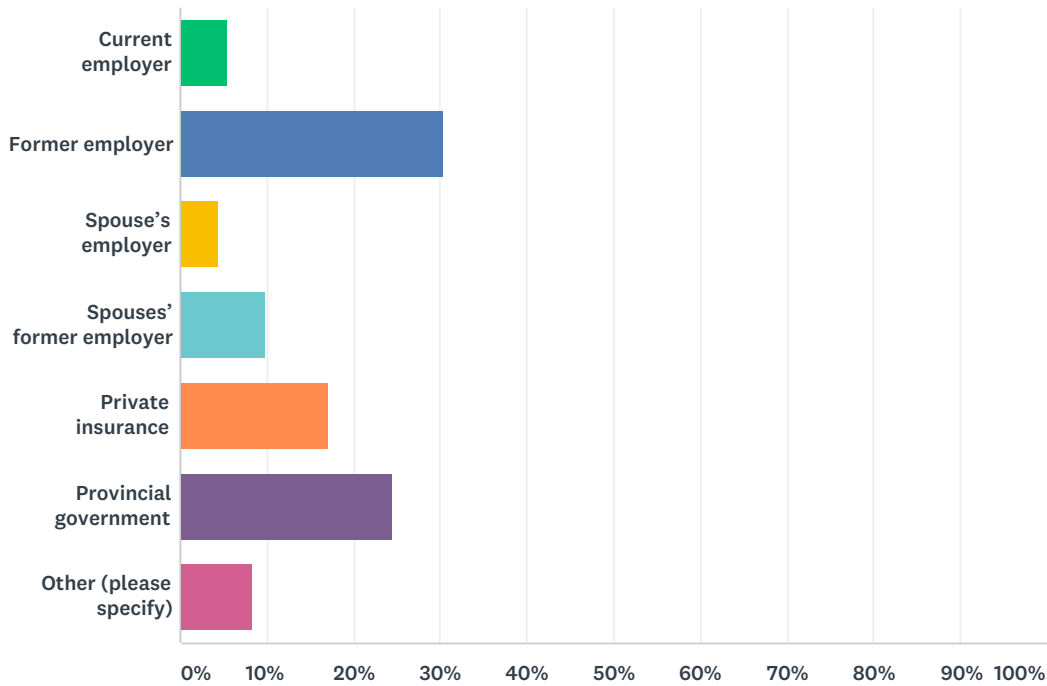
Answered: 5,122 Skipped: 101



ANSWER CHOICES		RESPONSES	
Yes		78.31%	4,011
No		21.69%	1,111
TOTAL			5,122

Q8 On the previous question, you indicated that you have some type of insurance that covers some or all of your drug costs. Who provides your insurance?

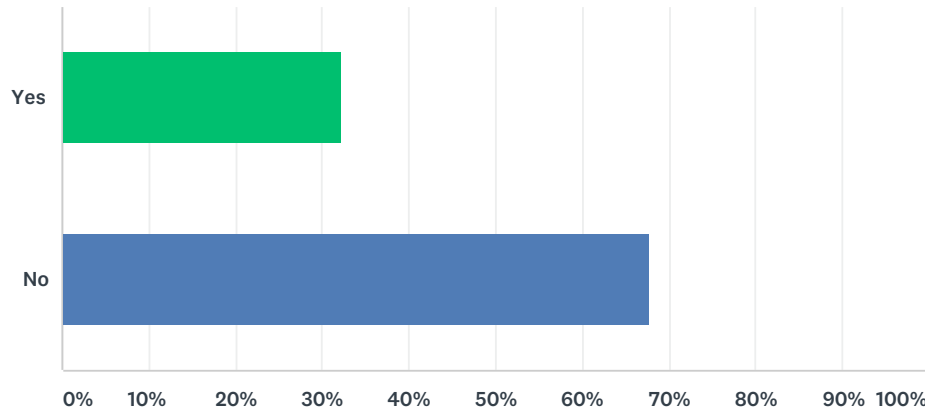
Answered: 4,012 Skipped: 1,211



ANSWER CHOICES	RESPONSES	
Current employer	5.51%	221
Former employer	30.33%	1,217
Spouse's employer	4.44%	178
Spouses' former employer	9.75%	391
Private insurance	17.07%	685
Provincial government	24.50%	983
Other (please specify)	8.40%	337
TOTAL		4,012

Q9 Have you ever wanted to take a drug that wasn't covered under your plan?

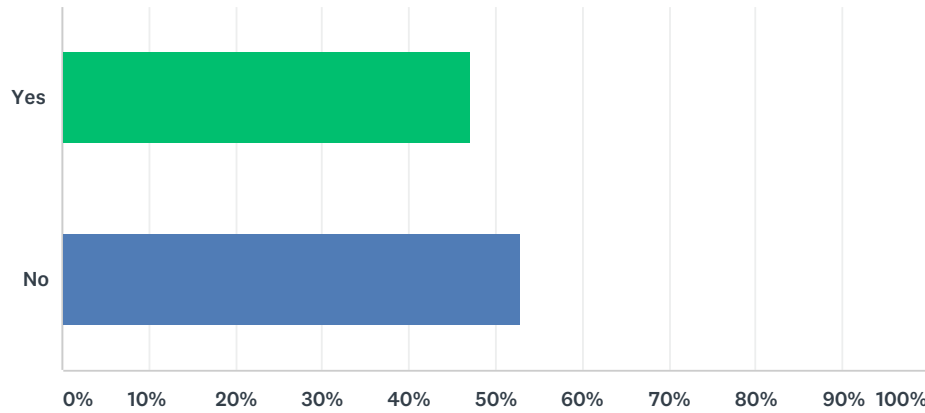
Answered: 3,985 Skipped: 1,238



ANSWER CHOICES		RESPONSES	
Yes		32.15%	1,281
No		67.85%	2,704
TOTAL			3,985

Q10 Have you ever been prescribed a medication by your doctor that it is not covered by your insurance?

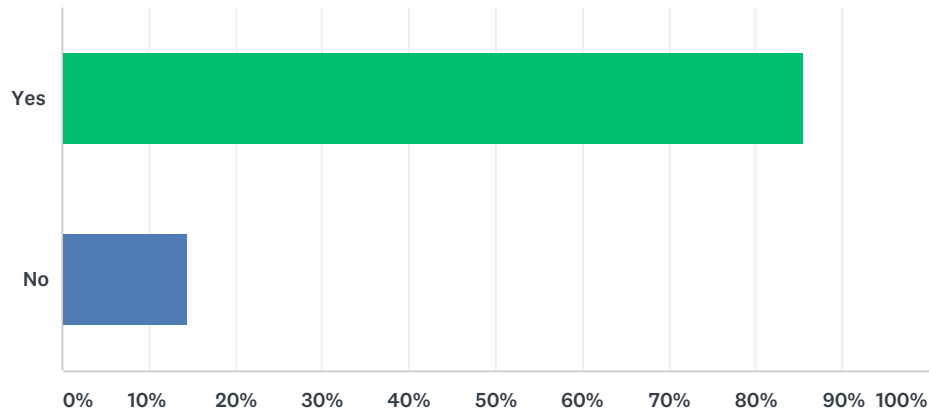
Answered: 3,991 Skipped: 1,232



ANSWER CHOICES		RESPONSES	
Yes		47.08%	1,879
No		52.92%	2,112
TOTAL			3,991

Q11 When you pick up prescriptions do you ever pay anything out-of-pocket at the pharmacy (i.e. does your plan have a co-pay and/or deductible)?

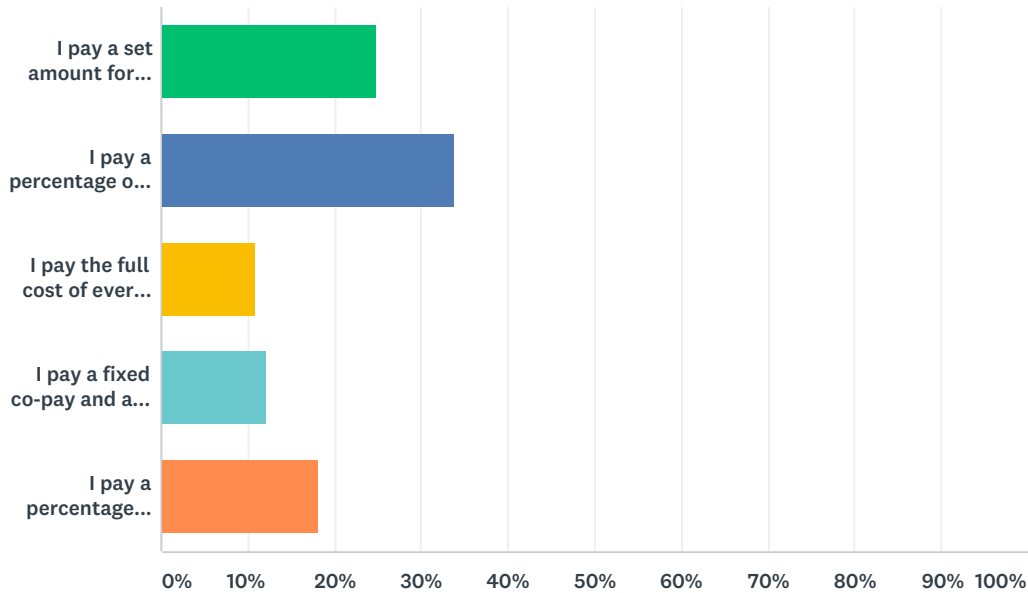
Answered: 4,005 Skipped: 1,218



ANSWER CHOICES	RESPONSES	
Yes	85.57%	3,427
No	14.43%	578
TOTAL		4,005

Q12 Please tell us more about the out-of-pocket expenses you pay when you pick up prescriptions at the pharmacy.

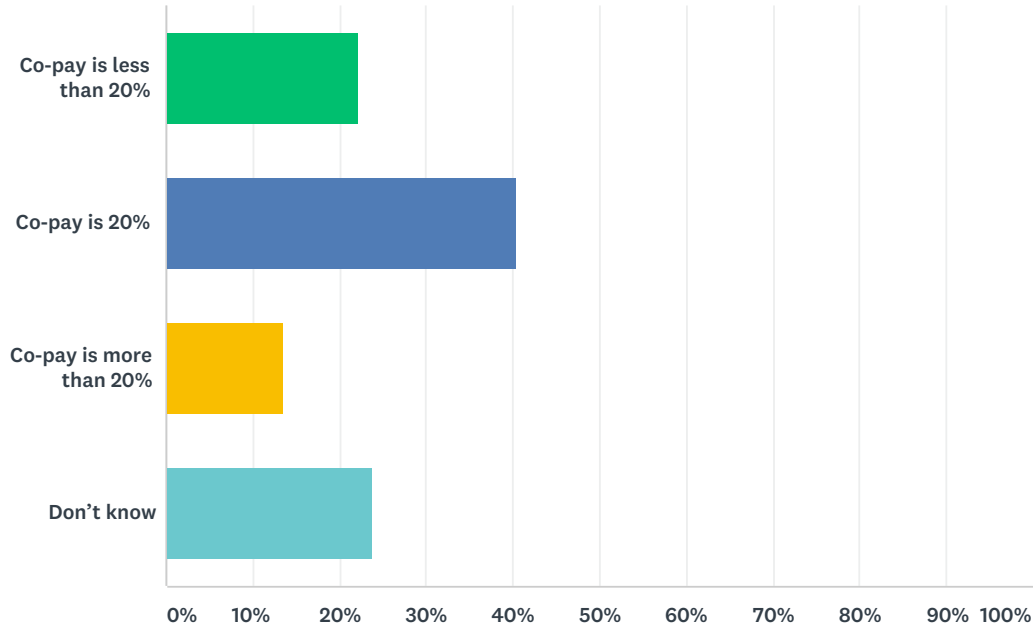
Answered: 3,318 Skipped: 1,905



ANSWER CHOICES	RESPONSES	
I pay a set amount for every prescription (a fixed co-pay)	24.83%	824
I pay a percentage of every prescription (a percentage co-pay)	33.91%	1,125
I pay the full cost of every prescription up to a set limit (a deductible)	10.94%	363
I pay a fixed co-pay and a deductible	12.15%	403
I pay a percentage co-pay and a deductible	18.17%	603
TOTAL		3,318

Q14 You indicated that you pay a percentage co-pay. How much is it?

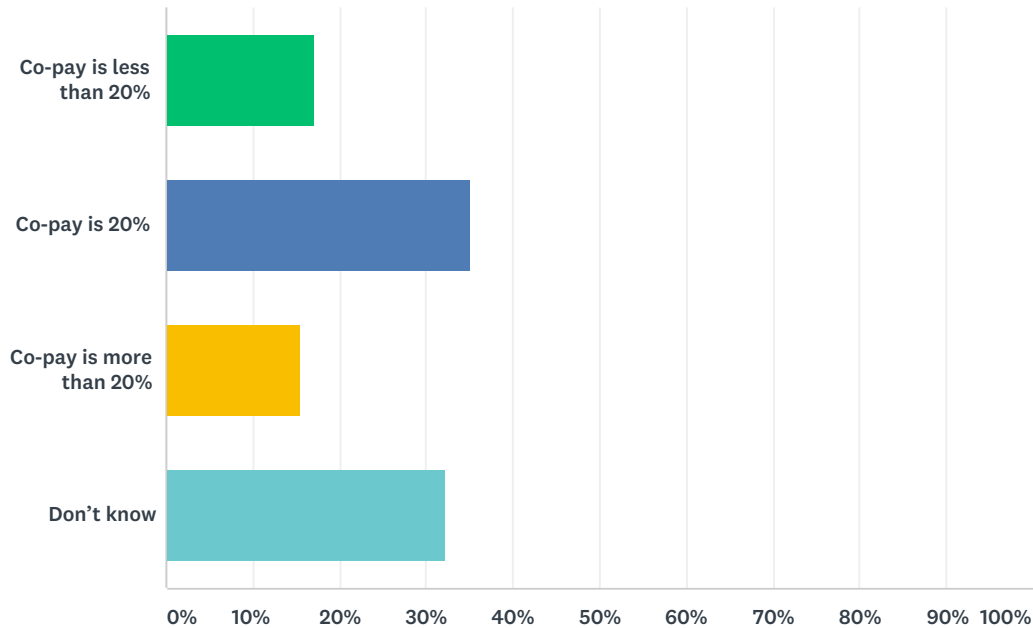
Answered: 1,099 Skipped: 4,124



ANSWER CHOICES	RESPONSES	
Co-pay is less than 20%	22.11%	243
Co-pay is 20%	40.40%	444
Co-pay is more than 20%	13.56%	149
Don't know	23.93%	263
TOTAL		1,099

Q18 You indicated that you pay a percentage co-pay. How much is it?

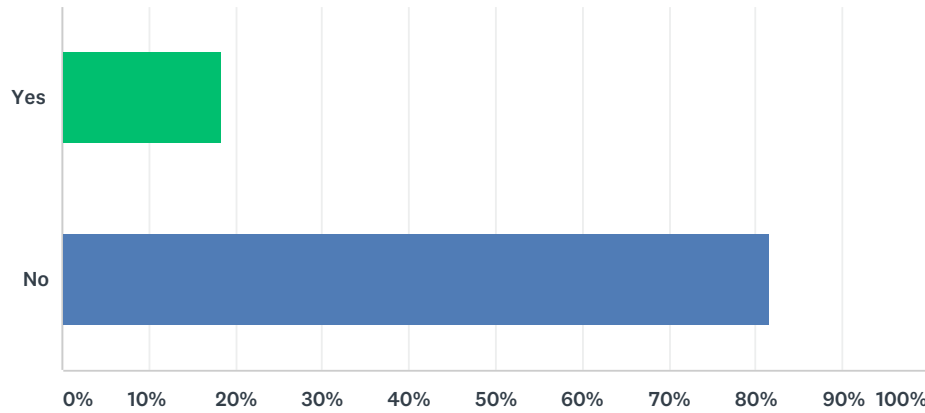
Answered: 601 Skipped: 4,622



ANSWER CHOICES	RESPONSES	
Co-pay is less than 20%	17.14%	103
Co-pay is 20%	35.11%	211
Co-pay is more than 20%	15.47%	93
Don't know	32.28%	194
TOTAL		601

Q20 In the last two years, have you received a prescription from your doctor that you left unfilled?

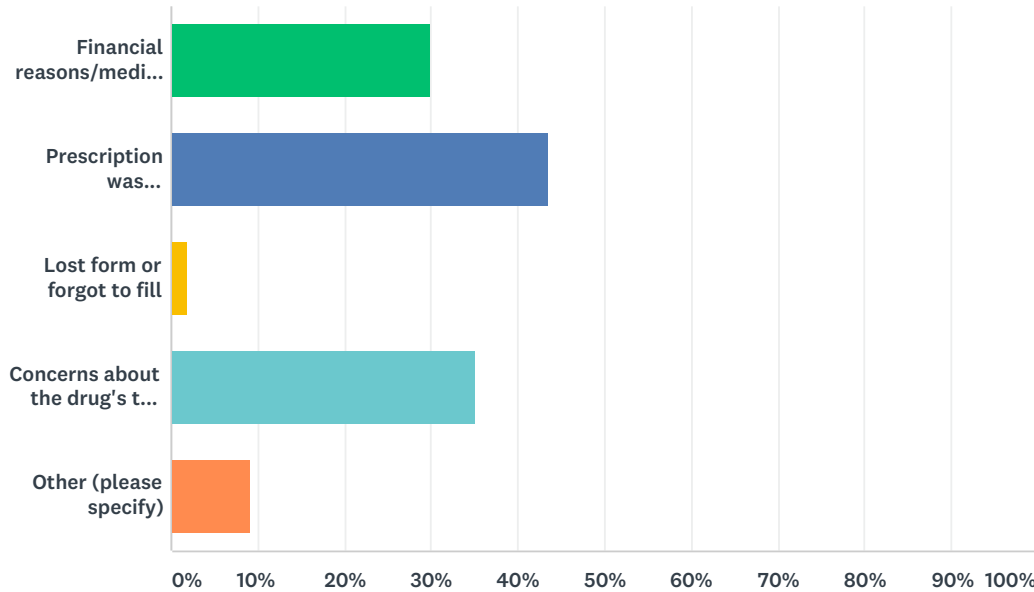
Answered: 4,893 Skipped: 330



ANSWER CHOICES	RESPONSES	
Yes	18.48%	904
No	81.52%	3,989
TOTAL		4,893

Q21 You just told us that in the past you have left a prescription from your doctor unfilled. We would like to know the reason(s) you left prescriptions unfilled. Please select from the list below (you can mark more than one reason if necessary).

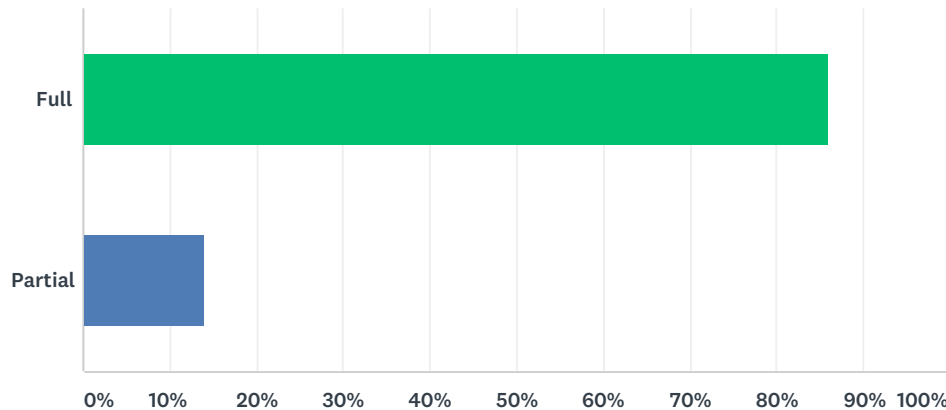
Answered: 932 Skipped: 4,291



ANSWER CHOICES	RESPONSES	
Financial reasons/medication more expensive than I could afford	29.83%	278
Prescription was discretionary and I decided not to fill it	43.45%	405
Lost form or forgot to fill	1.93%	18
Concerns about the drug's the side effects	35.19%	328
Other (please specify)	9.12%	85
Total Respondents: 932		

Q22 On the previous question, you indicated that you've chosen not to fill a prescription because you could not afford the medication. Were you required to pay the full amount, or a partial amount (due to drug plan coverage with a co-pay or deductible)?

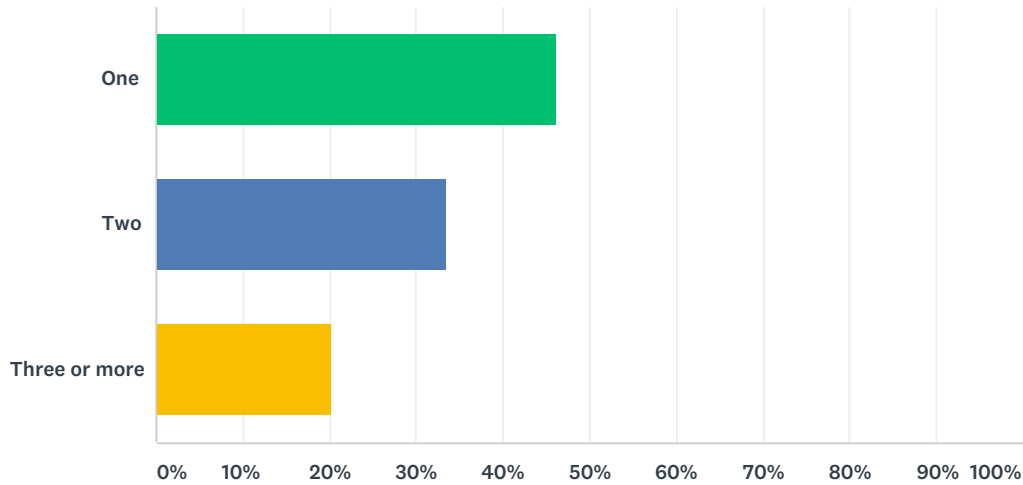
Answered: 273 Skipped: 4,950



ANSWER CHOICES	RESPONSES	
Full	86.08%	235
Partial	13.92%	38
TOTAL		273

Q23 In the past two years, how many prescriptions have you left unfilled due to cost?

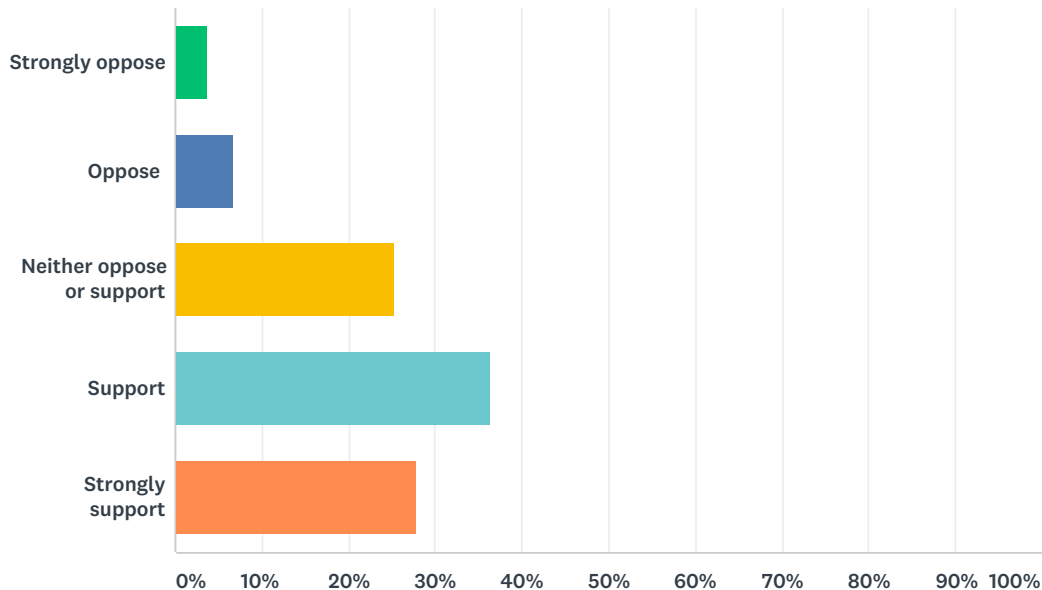
Answered: 272 Skipped: 4,951



ANSWER CHOICES	RESPONSES	
One	46.32%	126
Two	33.46%	91
Three or more	20.22%	55
TOTAL		272

Q24 Discussions about the high costs of drugs in Canada have led some people to advocate for a national pharmacare plan as part of the solution. A recent research study by St. Michael's Hospital in Toronto looked at the effect of a very basic plan that covered only a list of 117 "essential" drugs. Their study found that this coverage would cost \$1.23 billion per year, but would save Canadians \$4.27 billion per year. Those savings come from a reduction in spending on drug plans by employers and unions, and from savings for families that don't have drug coverage. We would like to know what you think of using this research to develop a national drug coverage plan. To what extent do you support or oppose a limited national pharmacare plan covering 117 "essential" drugs?

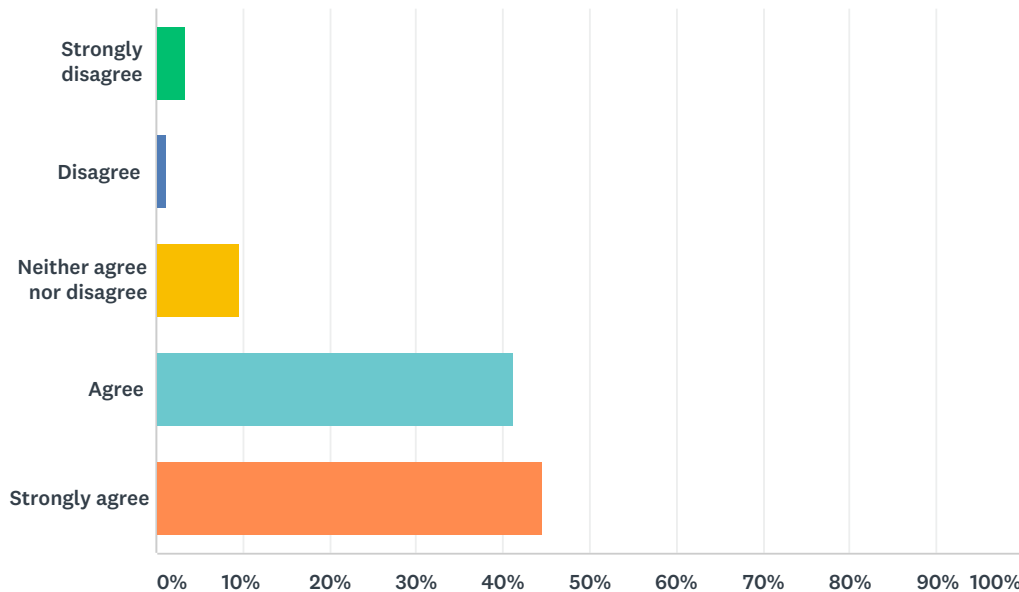
Answered: 4,851 Skipped: 372



ANSWER CHOICES	RESPONSES	
Strongly oppose	3.81%	185
Oppose	6.74%	327
Neither oppose or support	25.33%	1,229
Support	36.30%	1,761
Strongly support	27.81%	1,349
TOTAL		4,851

Q25 Some provinces provide drug coverage plans to certain groups of people, such as seniors or those on social assistance. These provincial plans vary considerably from province to province with regard to which drugs are covered and which are not. To what extent do you agree or disagree with the following statement: The same drugs should be covered by provincial drug plans across Canada.

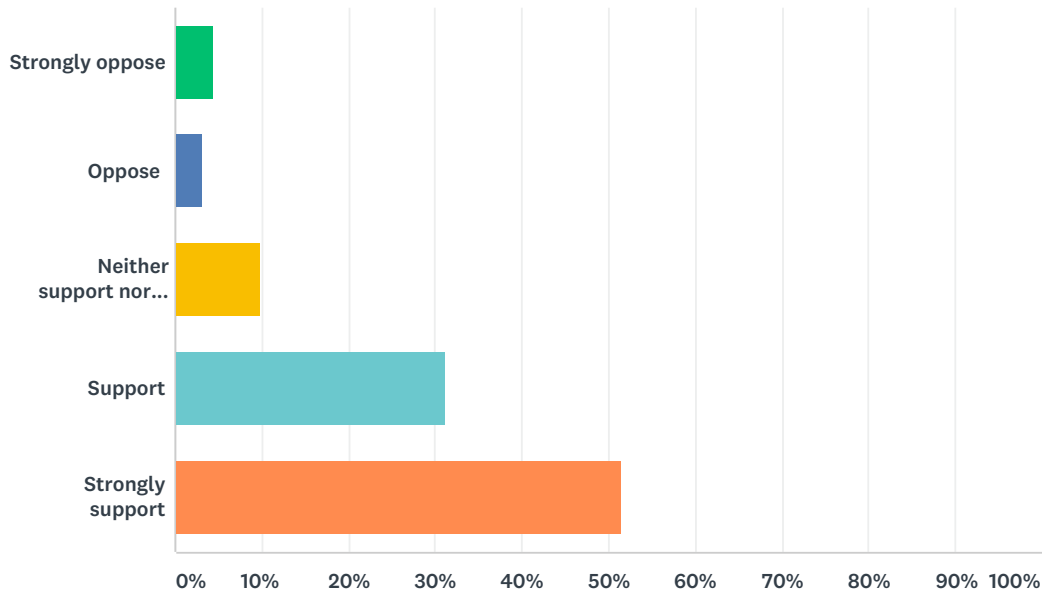
Answered: 4,807 Skipped: 416



ANSWER CHOICES	RESPONSES	
Strongly disagree	3.25%	156
Disagree	1.31%	63
Neither agree nor disagree	9.67%	465
Agree	41.29%	1,985
Strongly agree	44.48%	2,138
TOTAL		4,807

Q26 There is no law in Canada that requires drug companies to disclose any money or gifts they give to doctors and hospitals. Would you support such a law?

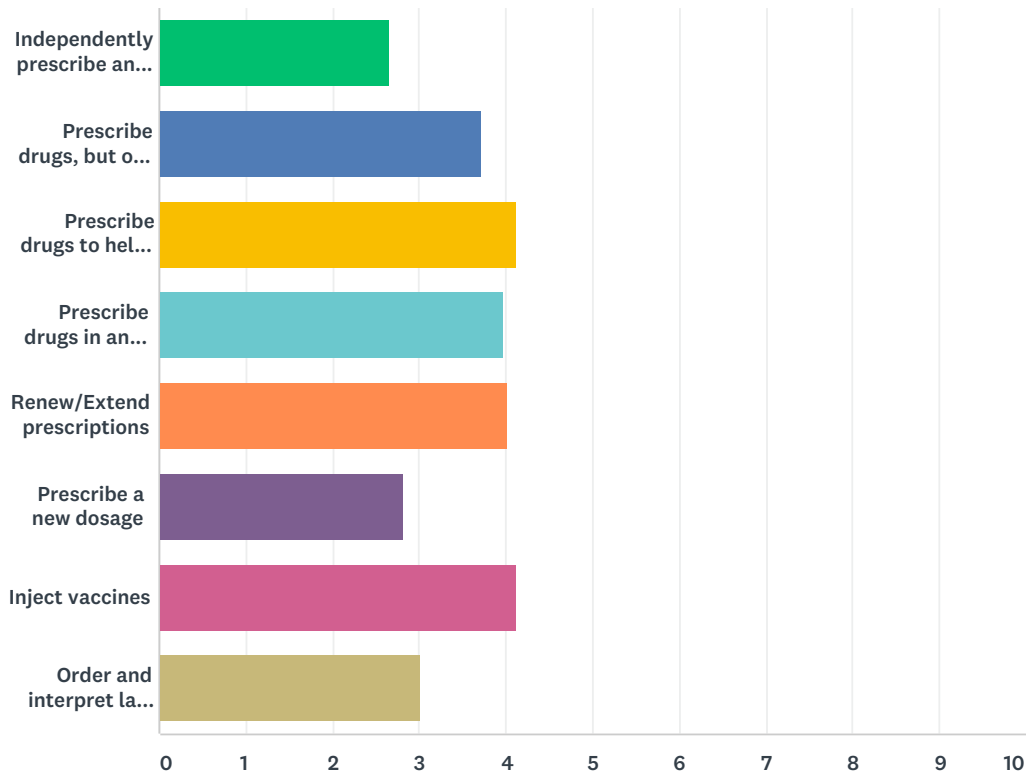
Answered: 4,809 Skipped: 414



ANSWER CHOICES	RESPONSES	
Strongly oppose	4.49%	216
Oppose	3.08%	148
Neither support nor oppose	9.77%	470
Support	31.21%	1,501
Strongly support	51.45%	2,474
TOTAL		4,809

Q27 The role of pharmacists in Canada is changing. In some provinces, such as Alberta, pharmacists can prescribe drugs, inject vaccines, and order and interpret lab tests. In other provinces, such as Quebec, the role of a pharmacist is much more constrained. To what extent do you support or oppose pharmacists having the following responsibilities:

Answered: 4,775 Skipped: 448



	STRONGLY OPPOSE	OPPOSE	NEITHER OPPOSE NOR SUPPORT	SUPPORT	STRONGLY SUPPORT	DON'T KNOW	TOTAL	WEIGHTED AVERAGE
Independently prescribe any drug.	14.05% 663	38.00% 1,793	17.23% 813	19.25% 908	6.61% 312	4.85% 229	4,718	2.65
Prescribe drugs, but only for minor conditions.	4.29% 203	10.84% 513	11.26% 533	52.26% 2,474	19.71% 933	1.65% 78	4,734	3.73
Prescribe drugs to help people quit smoking	3.26% 154	4.84% 229	8.16% 386	40.01% 1,892	40.66% 1,923	3.07% 145	4,729	4.13
Prescribe drugs in an emergency	3.16% 149	8.45% 399	9.28% 438	42.94% 2,027	32.75% 1,546	3.43% 162	4,721	3.97
Renew/Extend prescriptions	2.79% 132	10.29% 487	8.43% 399	38.11% 1,804	38.19% 1,808	2.20% 104	4,734	4.01
Prescribe a new dosage	9.65% 455	36.87% 1,738	18.82% 887	21.53% 1,015	8.78% 414	4.35% 205	4,714	2.82
Inject vaccines	2.52% 119	5.07% 239	9.05% 427	42.34% 1,997	38.61% 1,821	2.42% 114	4,717	4.12

July CARP Survey - Prescription Drugs

Order and interpret lab tests	10.75% 508	26.87% 1,270	21.07% 996	22.83% 1,079	13.65% 645	4.82% 228	4,726	3.02
-------------------------------	---------------	-----------------	---------------	-----------------	---------------	--------------	-------	------