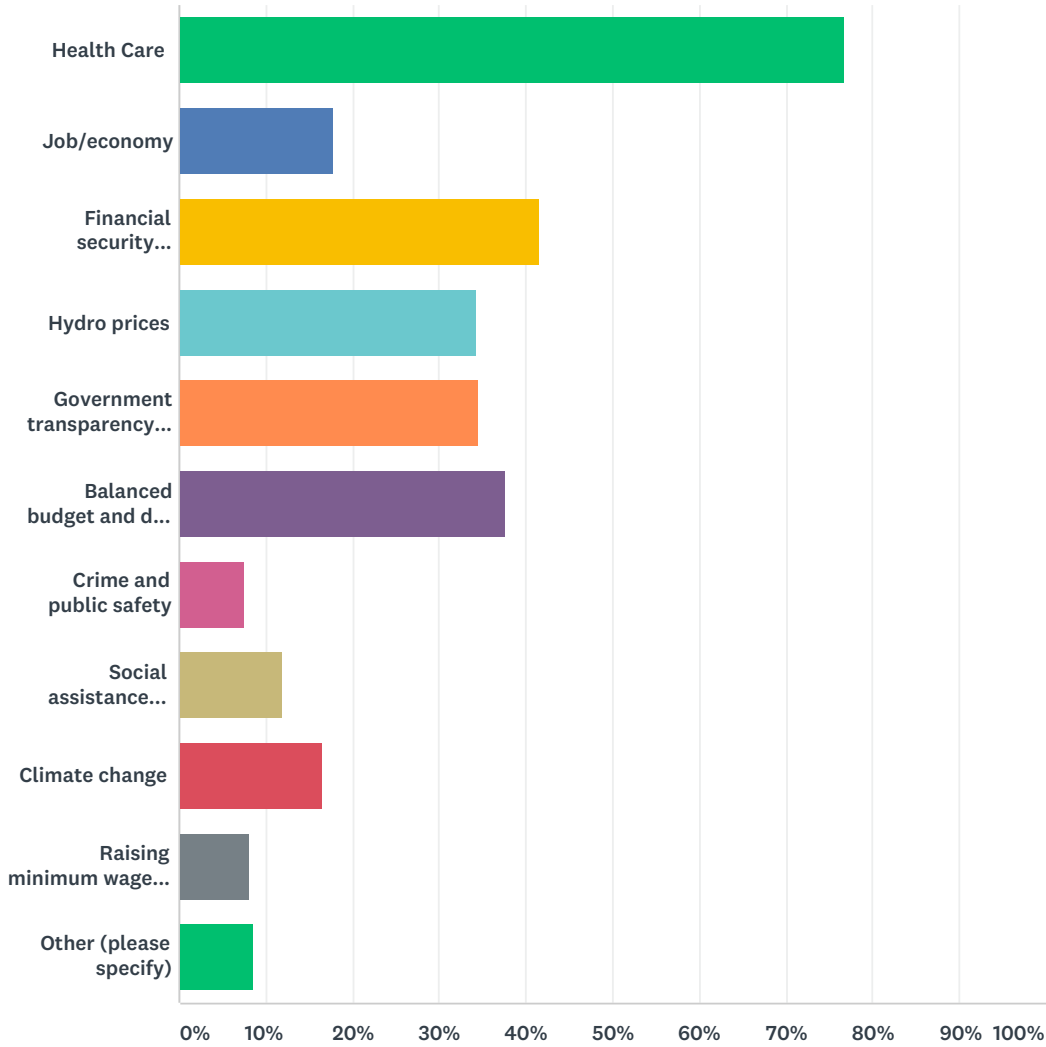


Q1 Which of the following areas are your top three election issues? Please select up to three choices:

Answered: 4,042 Skipped: 0



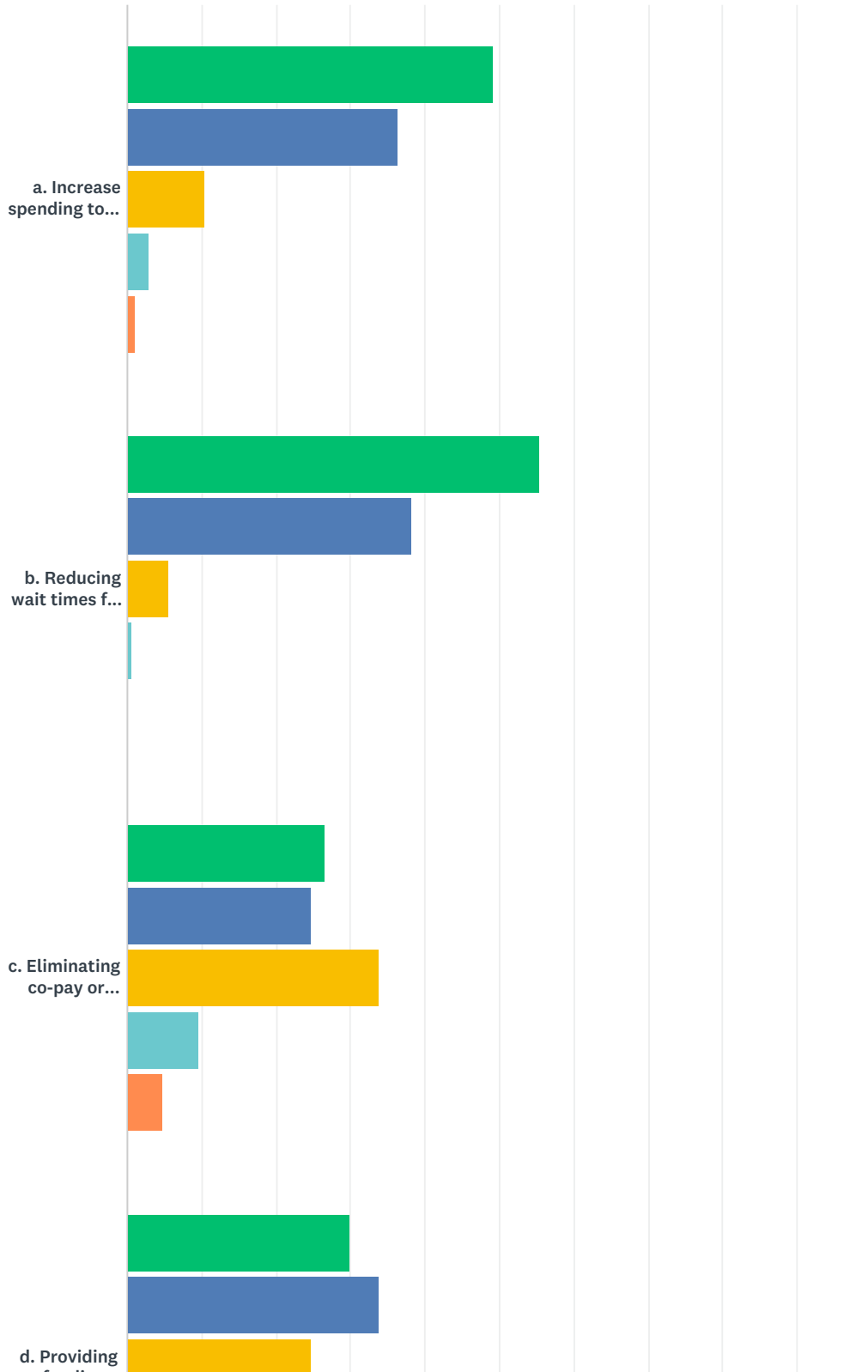
ANSWER CHOICES	RESPONSES	
Health Care	76.72%	3,101
Job/economy	17.74%	717
Financial security including pensions	41.54%	1,679
Hydro prices	34.27%	1,385
Government transparency and accountability	34.46%	1,393
Balanced budget and debt repayment	37.75%	1,526
Crime and public safety	7.50%	303
Social assistance programs	11.85%	479
Climate change	16.58%	670

Ontario Election Priorities Poll

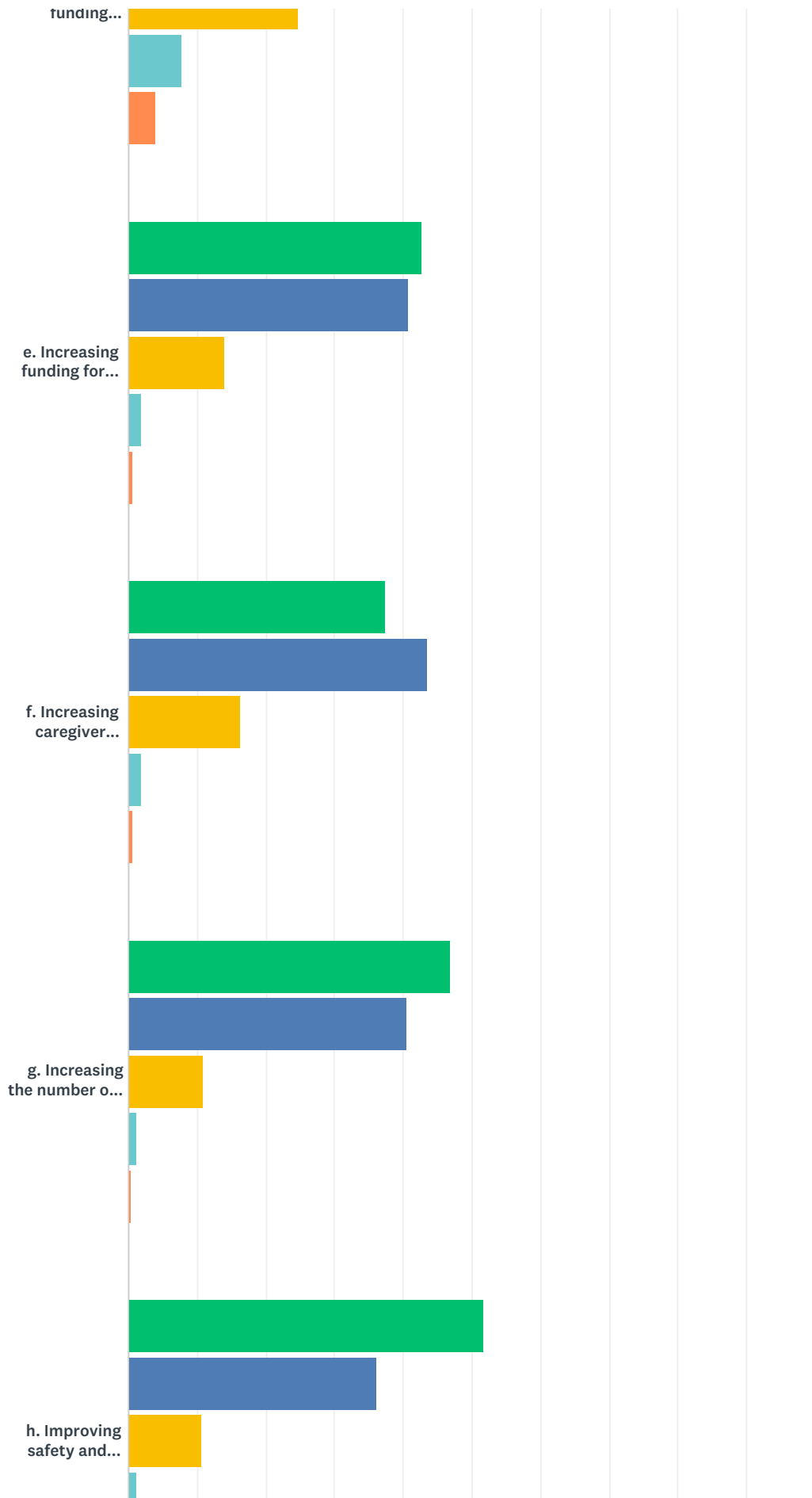
Raising minimum wage to \$15 by January 2019	8.24%	333
Other (please specify)	8.61%	348
Total Respondents: 4,042		

Q2 A number of different issues focused on seniors are being addressed in election platforms. Please rate your support for the following initiatives from strongly approve to strongly disapprove:

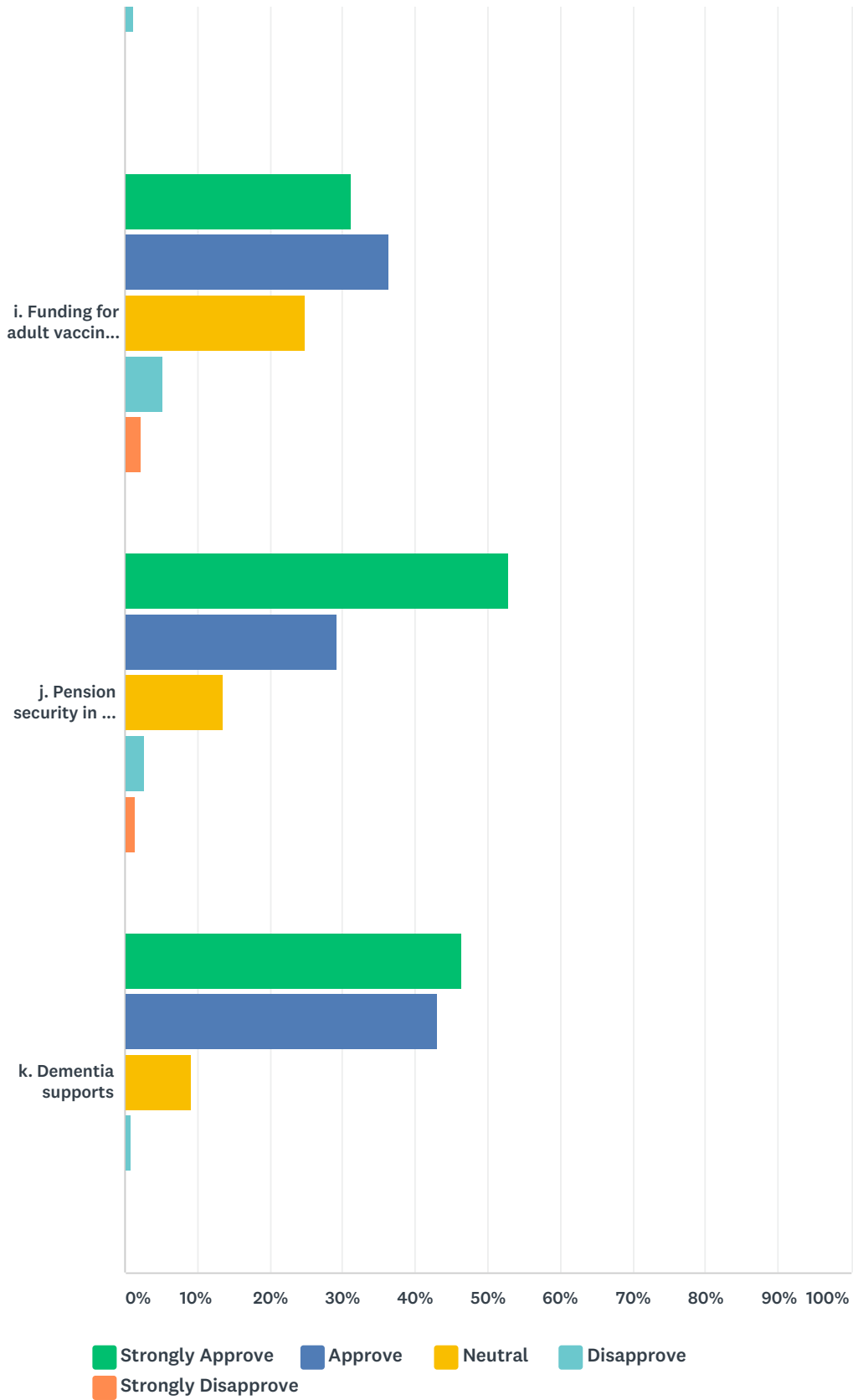
Answered: 4,042 Skipped: 0



Ontario Election Priorities Poll



Ontario Election Priorities Poll



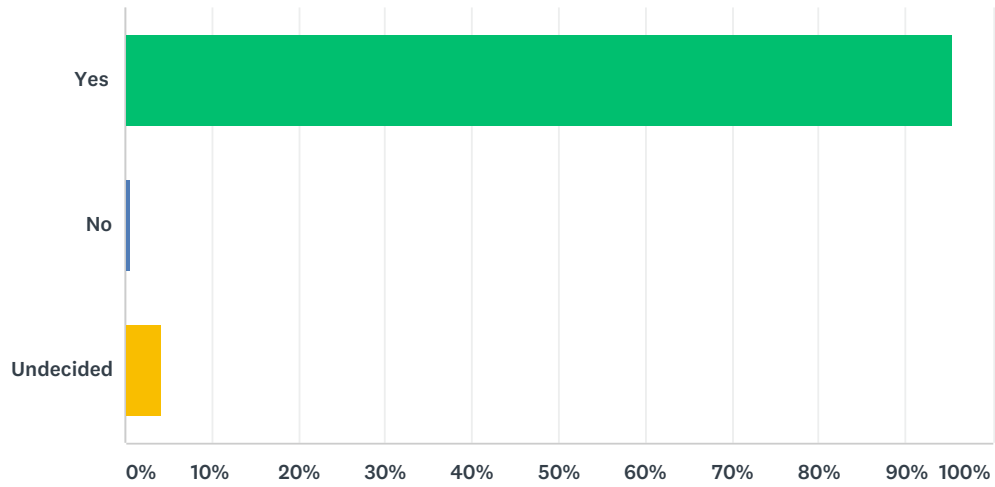
	STRONGLY APPROVE	APPROVE	NEUTRAL	DISAPPROVE	STRONGLY DISAPPROVE	TOTAL
a. Increase spending to reduce overcrowding at hospitals	49.11% 1,985	36.39% 1,471	10.37% 419	2.99% 121	1.14% 46	4,042

Ontario Election Priorities Poll

b. Reducing wait times for procedures	55.34% 2,237	38.22% 1,545	5.67% 229	0.57% 23	0.20% 8	4,042
c. Eliminating co-pay or deductibles from senior prescriptions	26.67% 1,078	24.76% 1,001	33.97% 1,373	9.72% 393	4.87% 197	4,042
d. Providing funding supports for basic dental care	29.86% 1,207	33.82% 1,367	24.62% 995	7.72% 312	3.98% 161	4,042
e. Increasing funding for home care	42.60% 1,722	40.80% 1,649	14.05% 568	1.88% 76	0.67% 27	4,042
f. Increasing caregiver supports	37.48% 1,515	43.54% 1,760	16.33% 660	1.98% 80	0.67% 27	4,042
g. Increasing the number of long-term care beds	46.91% 1,896	40.65% 1,643	10.94% 442	1.16% 47	0.35% 14	4,042
h. Improving safety and protection for long-term care residents	51.61% 2,086	36.22% 1,464	10.76% 435	1.16% 47	0.25% 10	4,042
i. Funding for adult vaccines for illnesses such as flu and shingles	31.27% 1,264	36.42% 1,472	24.91% 1,007	5.20% 210	2.20% 89	4,042
j. Pension security in the event of a company's bankruptcy	52.92% 2,139	29.27% 1,183	13.61% 550	2.77% 112	1.43% 58	4,042
k. Dementia supports	46.44% 1,877	43.20% 1,746	9.20% 372	0.92% 37	0.25% 10	4,042

Q3 If there was an election held today, would you vote?

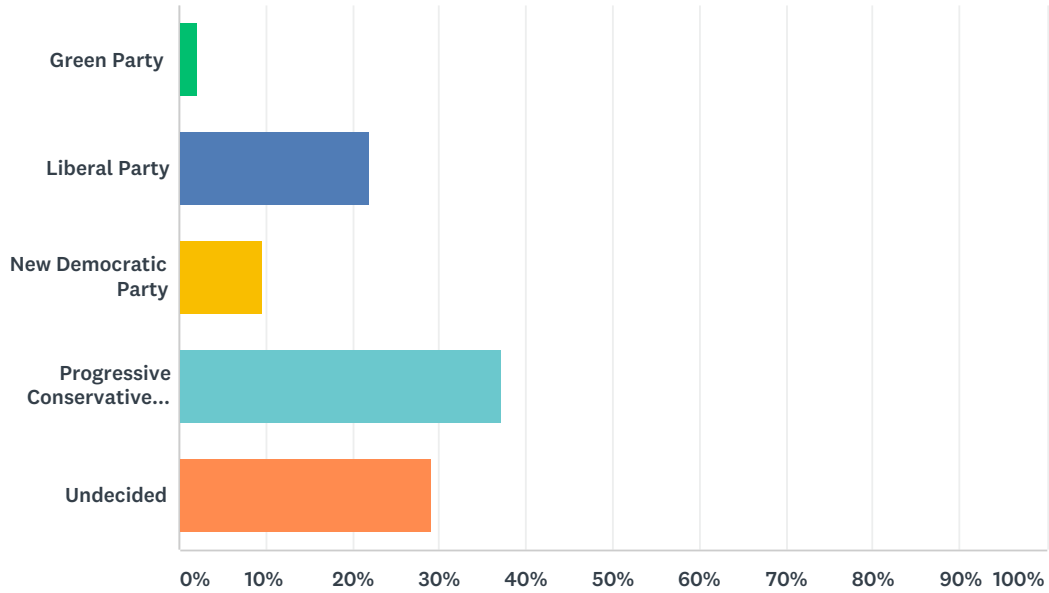
Answered: 4,020 Skipped: 22



ANSWER CHOICES	RESPONSES	
Yes	95.35%	3,833
No	0.57%	23
Undecided	4.08%	164
TOTAL		4,020

Q4 If there was election held today, which party would you vote for?

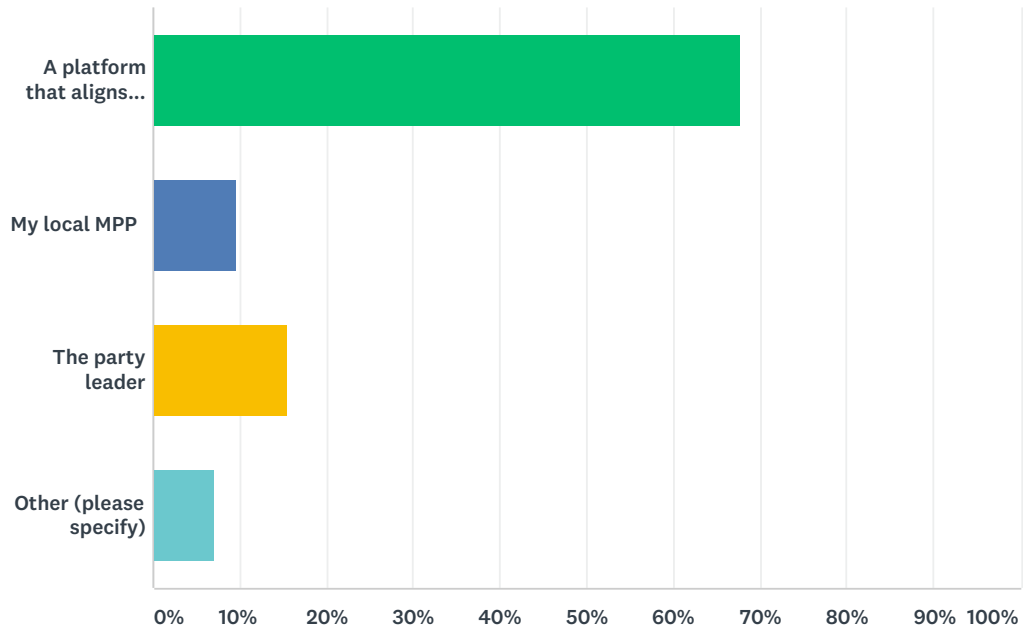
Answered: 4,020 Skipped: 22



ANSWER CHOICES	RESPONSES	
Green Party	2.14%	86
Liberal Party	21.87%	879
New Democratic Party	9.68%	389
Progressive Conservative Party	37.21%	1,496
Undecided	29.10%	1,170
TOTAL		4,020

Q5 Which factor will most influence your voting decision?

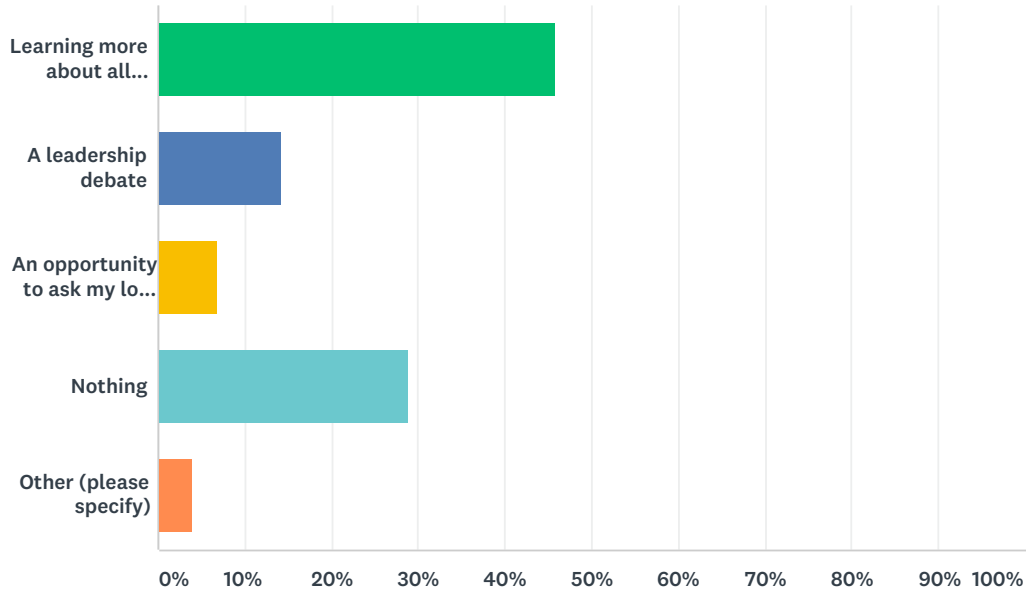
Answered: 4,010 Skipped: 32



ANSWER CHOICES	RESPONSES	
A platform that aligns with my values	67.83%	2,720
My local MPP	9.68%	388
The party leader	15.44%	619
Other (please specify)	7.06%	283
TOTAL		4,010

Q6 What could influence your vote between now and election day?

Answered: 4,010 Skipped: 32



ANSWER CHOICES	RESPONSES	
Learning more about all parties' campaign platforms	45.89%	1,840
A leadership debate	14.29%	573
An opportunity to ask my local candidates questions directly	6.96%	279
Nothing	28.80%	1,155
Other (please specify)	4.06%	163
TOTAL		4,010