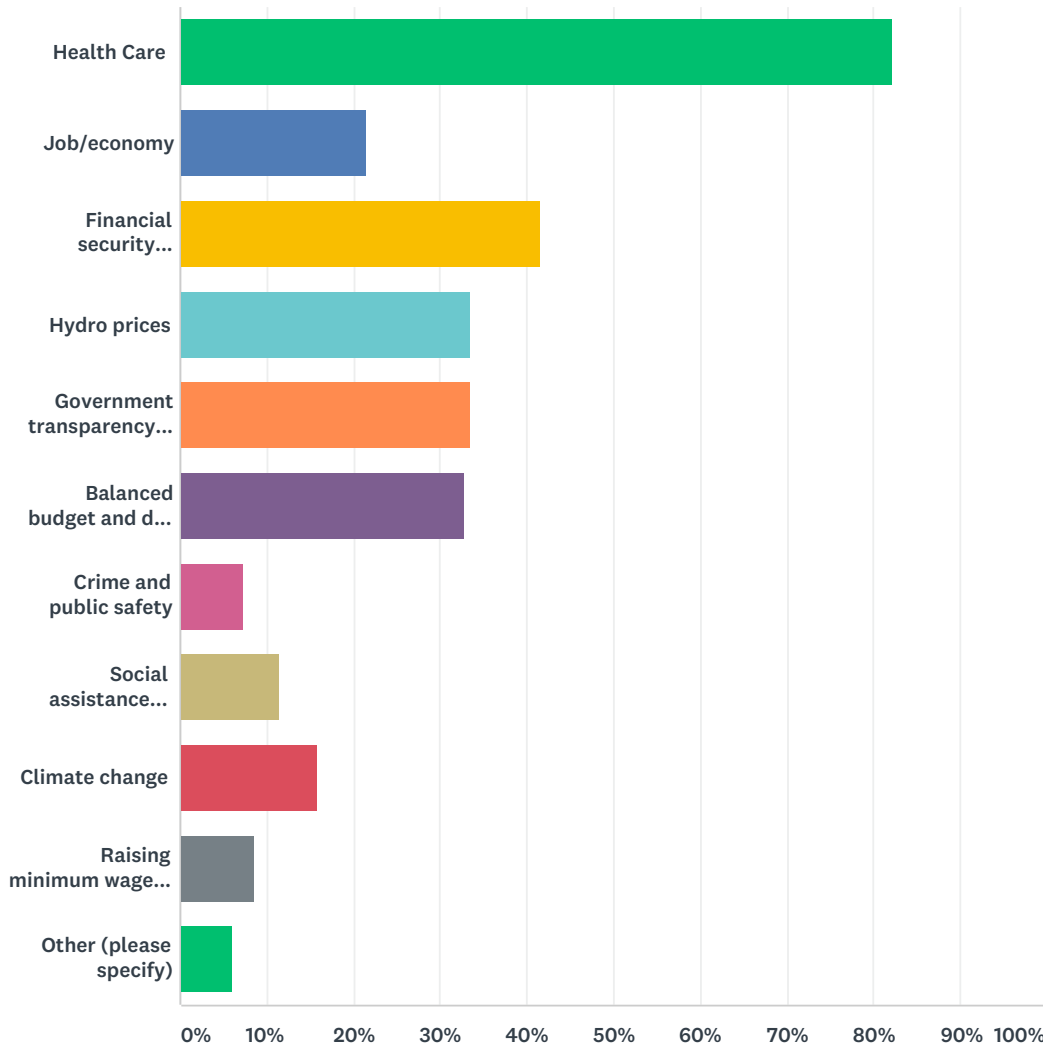


## Q1 Which of the following areas are your top three election issues? Please select up to three choices:

Answered: 2,430 Skipped: 0



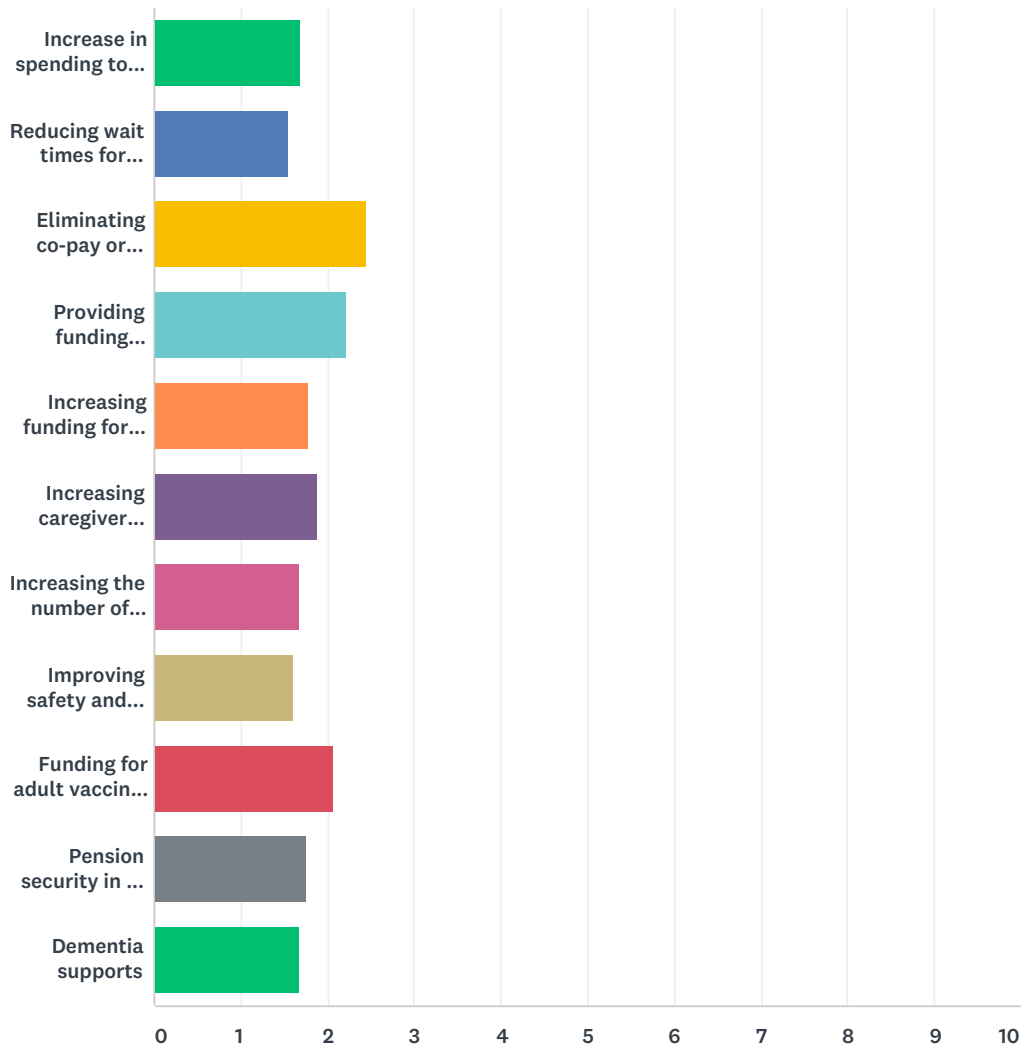
ANSWER CHOICES	RESPONSES	
Health Care	82.18%	1,997
Job/economy	21.48%	522
Financial security including pensions	41.69%	1,013
Hydro prices	33.54%	815
Government transparency and accountability	33.54%	815
Balanced budget and debt repayment	32.92%	800
Crime and public safety	7.37%	179
Social assistance programs	11.60%	282
Climate change	15.80%	384

## Ontario Election: Priorities Poll Update

Raising minimum wage to \$15 by January 2019	8.52%	207
Other (please specify)	6.01%	146
Total Respondents: 2,430		

Q2 A number of different issues focused on seniors are being addressed in election platforms. Please rate your support for the following initiatives from strongly approve to strongly disapprove:

Answered: 2,430 Skipped: 0



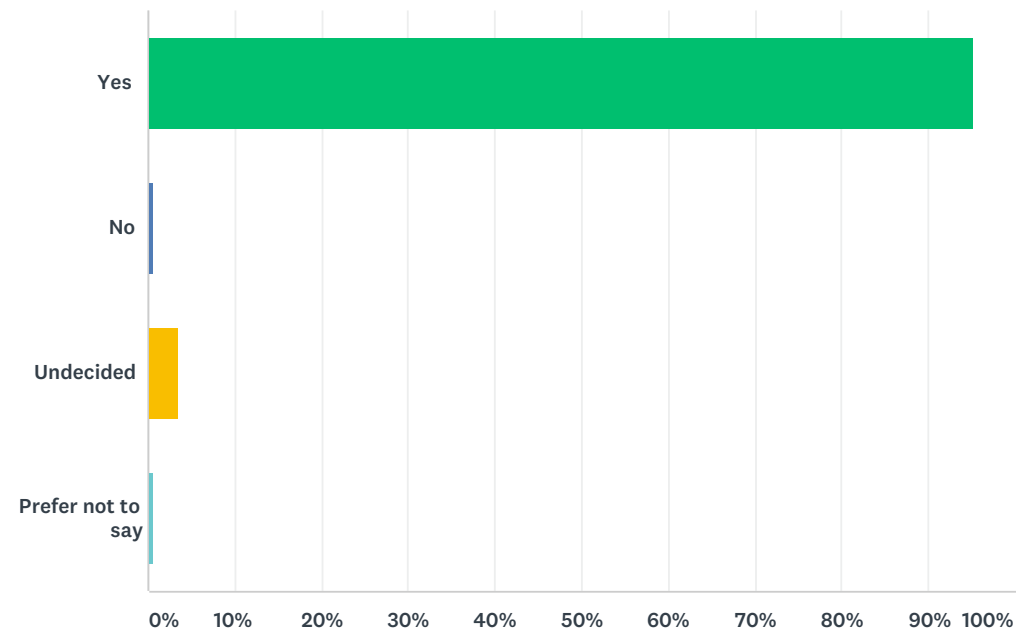
	STRONGLY APPROVE	APPROVE	NEUTRAL	DISAPPROVE	STRONGLY DISAPPROVE	PREFER NOT TO SAY	TOTAL	WEIGHTED AVERAGE
Increase in spending to reduce overcrowding at hospitals	48.83% 1,172	39.17% 940	8.38% 201	2.04% 49	1.17% 28	0.42% 10	2,400	1.69
Reducing wait times for procedures	52.47% 1,263	41.67% 1,003	4.99% 120	0.54% 13	0.17% 4	0.17% 4	2,407	1.55
Eliminating co-pay or deductible from senior prescriptions	25.17% 599	24.45% 582	37.02% 881	8.45% 201	4.45% 106	0.46% 11	2,380	2.44

## Ontario Election: Priorities Poll Update

Providing funding supports for basic dental care	28.72% 684	35.68% 850	25.65% 611	6.30% 150	3.27% 78	0.38% 9	2,382	2.21
Increasing funding for home care	40.67% 972	43.14% 1,031	13.97% 334	1.63% 39	0.42% 10	0.17% 4	2,390	1.78
Increasing caregiver supports	34.84% 827	45.24% 1,074	17.23% 409	2.02% 48	0.42% 10	0.25% 6	2,374	1.89
Increasing the number of long-term care beds	47.47% 1,133	41.22% 984	9.38% 224	1.13% 27	0.46% 11	0.34% 8	2,387	1.67
Improving safety and protection for long-term care residents	51.38% 1,228	37.07% 886	10.04% 240	1.00% 24	0.25% 6	0.25% 6	2,390	1.62
Funding for adult vaccines for illnesses such as flu and shingles	30.71% 730	39.00% 927	24.06% 572	4.16% 99	1.64% 39	0.42% 10	2,377	2.08
Pension security in the event of a company's bankruptcy	51.74% 1,232	28.98% 690	14.66% 349	2.44% 58	1.34% 32	0.84% 20	2,381	1.75
Dementia supports	44.41% 1,057	45.67% 1,087	8.70% 207	0.76% 18	0.25% 6	0.21% 5	2,380	1.67

Q3 If there was an election held today, would you vote?

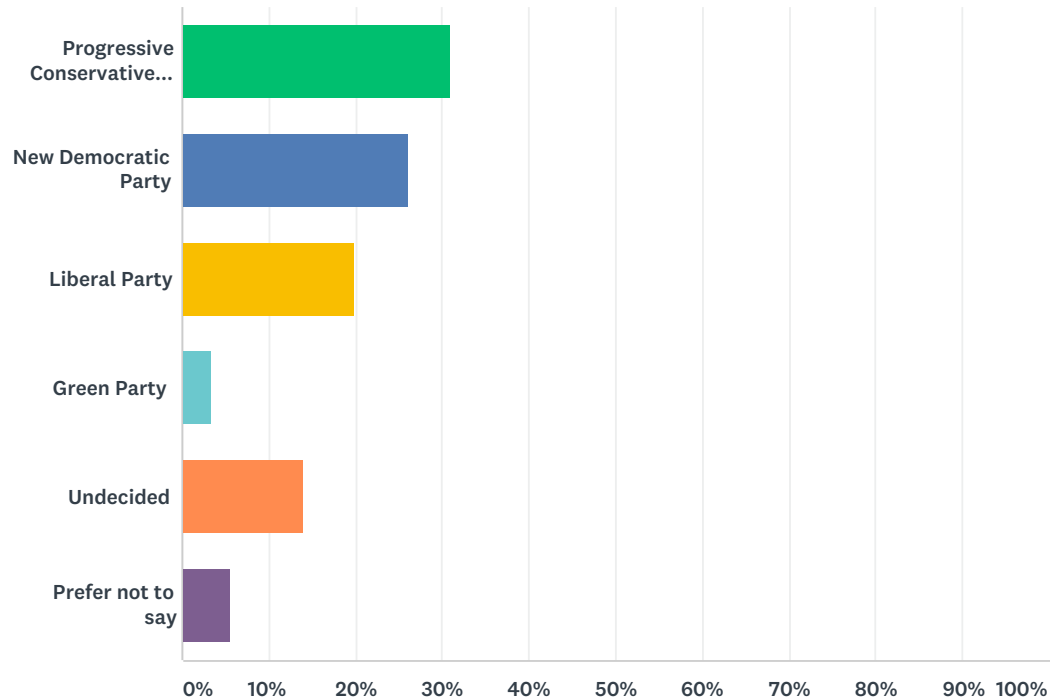
Answered: 2,416    Skipped: 14



ANSWER CHOICES		RESPONSES	
Yes		95.24%	2,301
No		0.58%	14
Undecided		3.64%	88
Prefer not to say		0.54%	13
TOTAL			2,416

Q4 If you there was election an election held today, which party would you vote for?

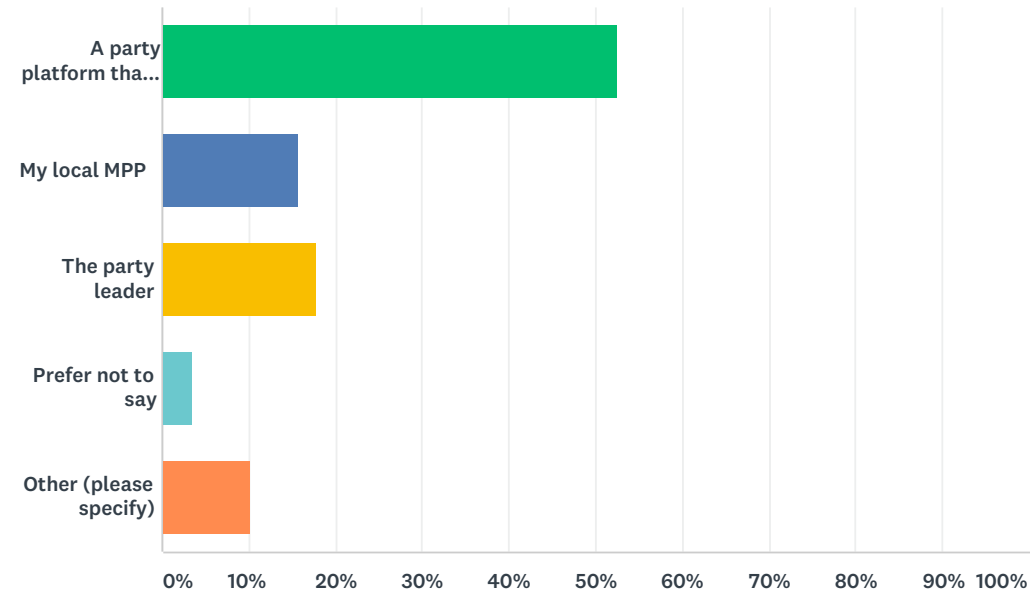
Answered: 2,416 Skipped: 14



ANSWER CHOICES	RESPONSES	
Progressive Conservative Party	31.04%	750
New Democratic Party	26.08%	630
Liberal Party	19.91%	481
Green Party	3.35%	81
Undecided	14.03%	339
Prefer not to say	5.59%	135
TOTAL		2,416

Q5 Which factor will most influence your voting decision?

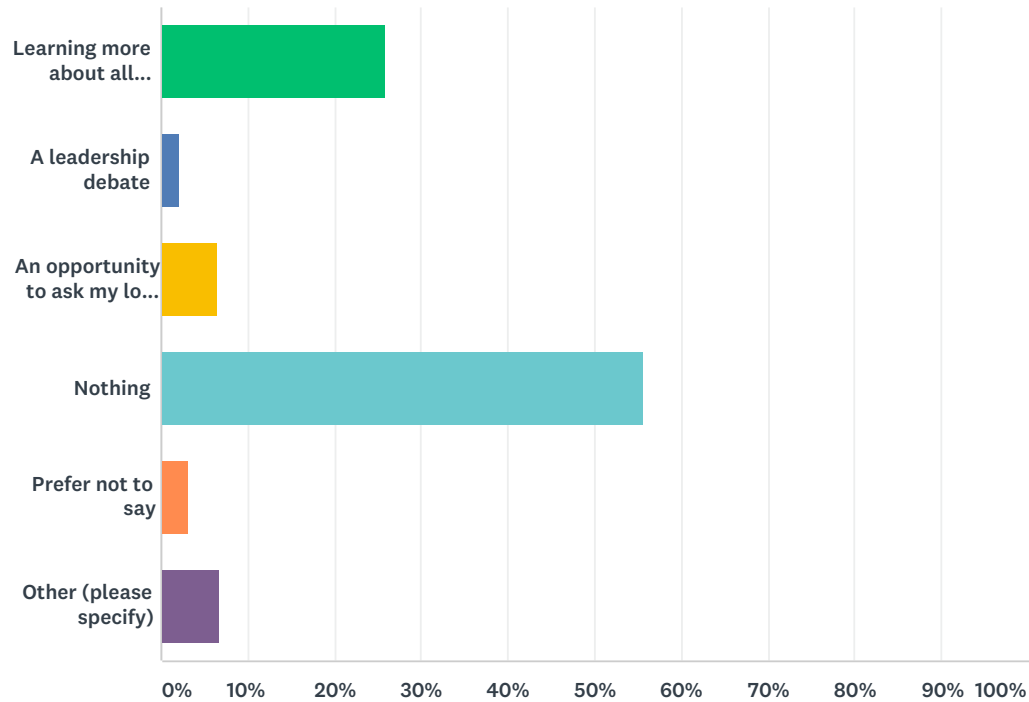
Answered: 2,416    Skipped: 14



ANSWER CHOICES	RESPONSES	
A party platform that aligns with my values	52.61%	1,271
My local MPP	15.69%	379
The party leader	17.80%	430
Prefer not to say	3.60%	87
Other (please specify)	10.31%	249
TOTAL		2,416

Q6 What could influence your vote between now and election day?

Answered: 2,416    Skipped: 14



ANSWER CHOICES	RESPONSES	
Learning more about all parties' campaign platforms	26.03%	629
A leadership debate	2.15%	52
An opportunity to ask my local candidates questions directly	6.54%	158
Nothing	55.55%	1,342
Prefer not to say	3.06%	74
Other (please specify)	6.66%	161
TOTAL		2,416